

Certified - Final Official Canvass of Votes  
 May 18, 2021 Special District Election  
 All Precincts, All Districts, All ScanStations, All Contests, All Boxes  
 Total Ballots Cast: 11952, Registered Voters: 47410, Overall Turnout: 25.21%  
 18 precincts reported out of 18 total

**Coos County Airport Dist, Position 2 (Vote for 1)**

Precinct	Ballots Cast	Reg. Voters	Total Votes	Joe Benetti	Write-in	Over Votes	Under Votes
Precinct 01	769	1982	415	400 96.39%	15 3.61%	0	354
Precinct 02	863	3246	583	562 96.40%	21 3.60%	0	280
Precinct 03	1208	3994	787	749 95.17%	38 4.83%	0	421
Precinct 04	885	2973	579	557 96.20%	22 3.80%	0	306
Precinct 05	827	4984	641	614 95.79%	27 4.21%	0	186
Precinct 06	601	2667	462	444 96.10%	18 3.90%	0	139
Precinct 07	569	3303	422	397 94.08%	25 5.92%	0	147
Precinct 08	717	4807	495	462 93.33%	33 6.67%	0	222
Precinct 09	82	496	58	55 94.83%	3 5.17%	0	24
Precinct 10	712	3172	514	485 94.36%	29 5.64%	0	198
Precinct 11	834	2428	479	469 97.91%	10 2.09%	0	355
Precinct 12	964	2827	597	581 97.32%	16 2.68%	0	367
Precinct 13	299	1764	255	252 98.82%	3 1.18%	0	44
Precinct 14	357	2007	255	253 99.22%	2 0.78%	0	102
Precinct 15	135	602	91	88 96.70%	3 3.30%	0	44
Precinct 16	1029	2501	592	577 97.47%	15 2.53%	0	437
Precinct 17	1015	3207	598	590 98.66%	8 1.34%	0	417
Precinct 18	86	450	63	63 100.00%	0 0.00%	0	23
<b>Total</b>	<b>11952</b>	<b>47410</b>	<b>7886</b>	<b>7598 96.35%</b>	<b>288 3.65%</b>	<b>0</b>	<b>4066</b>



I hereby certify the votes recorded on this abstract correctly summarize the tally of votes cast at the election indicated.

*Debbie Heller*  
 Debbie Heller, CCC  
 Coos County Clerk

Certified - Final Official Canvass of Votes  
 May 18, 2021 Special District Election  
 All Precincts, All Districts, All ScanStations, All Contests, All Boxes  
 Total Ballots Cast: 11952, Registered Voters: 47410, Overall Turnout: 25.21%  
 18 precincts reported out of 18 total

**Coos County Airport Dist, Position 4 (Vote for 1)**

Precinct	Ballots Cast	Reg. Voters	Total Votes	Brent Pahls	Write-in	Over Votes	Under Votes
Precinct 01	769	1982	359	355 98.89%	4 1.11%	0	410
Precinct 02	863	3246	537	531 98.88%	6 1.12%	0	326
Precinct 03	1208	3994	697	680 97.56%	17 2.44%	0	511
Precinct 04	885	2973	503	492 97.81%	11 2.19%	0	382
Precinct 05	827	4984	595	590 99.16%	5 0.84%	0	232
Precinct 06	601	2667	387	380 98.19%	7 1.81%	0	214
Precinct 07	569	3303	376	365 97.07%	11 2.93%	0	193
Precinct 08	717	4807	440	426 96.82%	14 3.18%	0	277
Precinct 09	82	496	43	40 93.02%	3 6.98%	0	39
Precinct 10	712	3172	450	440 97.78%	10 2.22%	0	262
Precinct 11	834	2428	489	483 98.77%	6 1.23%	0	345
Precinct 12	964	2827	593	589 99.33%	4 0.67%	0	371
Precinct 13	299	1764	257	254 98.83%	3 1.17%	0	42
Precinct 14	357	2007	261	259 99.23%	2 0.77%	0	96
Precinct 15	135	602	89	88 98.88%	1 1.12%	0	46
Precinct 16	1029	2501	548	540 98.54%	8 1.46%	0	481
Precinct 17	1015	3207	537	530 98.70%	7 1.30%	0	478
Precinct 18	86	450	55	55 100.00%	0 0.00%	0	31
<b>Total</b>	<b>11952</b>	<b>47410</b>	<b>7216</b>	<b>7097 98.35%</b>	<b>119 1.65%</b>	<b>0</b>	<b>4736</b>



I hereby certify the votes recorded on this abstract correctly summarize the tally of votes cast at the election indicated.

*Debbie Heller*

Debbie Heller, CCC  
 Coos County Clerk

Certified - Final Official Canvass of Votes  
 May 18, 2021 Special District Election  
 All Precincts, All Districts, All ScanStations, All Contests, All Boxes  
 Total Ballots Cast: 11952, Registered Voters: 47410, Overall Turnout: 25.21%  
 18 precincts reported out of 18 total

**Coos County Area Transportation Dist, Position 1 (Vote for 1)**

Precinct	Ballots Cast	Reg. Voters	Total Votes	Rod Taylor		Genavieve M Sharkey		Write-in		Over Votes	Under Votes
Precinct 01	769	1982	445	278	62.47%	165	37.08%	2	0.45%	0	324
Precinct 02	863	3246	708	443	62.57%	265	37.43%	0	0.00%	0	155
Precinct 03	1208	3994	850	461	54.24%	379	44.59%	10	1.18%	0	358
Precinct 04	885	2973	636	322	50.63%	310	48.74%	4	0.63%	1	248
Precinct 05	827	4984	685	294	42.92%	391	57.08%	0	0.00%	0	142
Precinct 06	601	2667	434	180	41.47%	252	58.06%	2	0.46%	0	167
Precinct 07	569	3303	437	195	44.62%	237	54.23%	5	1.14%	0	132
Precinct 08	717	4807	547	288	52.65%	253	46.25%	6	1.10%	0	170
Precinct 09	82	496	66	24	36.36%	42	63.64%	0	0.00%	0	16
Precinct 10	712	3172	497	246	49.50%	241	48.49%	10	2.01%	0	215
Precinct 11	834	2428	553	354	64.01%	198	35.80%	1	0.18%	1	280
Precinct 12	964	2827	662	403	60.88%	258	38.97%	1	0.15%	0	302
Precinct 13	299	1764	251	140	55.78%	111	44.22%	0	0.00%	0	48
Precinct 14	357	2007	263	176	66.92%	86	32.70%	1	0.38%	0	94
Precinct 15	135	602	90	53	58.89%	35	38.89%	2	2.22%	0	45
Precinct 16	1029	2501	869	371	42.69%	496	57.08%	2	0.23%	0	160
Precinct 17	1015	3207	888	467	52.59%	419	47.18%	2	0.23%	0	127
Precinct 18	86	450	77	42	54.55%	35	45.45%	0	0.00%	0	9
<b>Total</b>	<b>11952</b>	<b>47410</b>	<b>8958</b>	<b>4737</b>	<b>52.88%</b>	<b>4173</b>	<b>46.58%</b>	<b>48</b>	<b>0.54%</b>	<b>2</b>	<b>2992</b>



I hereby certify the votes recorded on this abstract correctly summarize the tally of votes cast at the election indicated.

*Debbie Heller*  
 Debbie Heller, CCC  
 Coos County Clerk

Certified - Final Official Canvass of Votes  
 May 18, 2021 Special District Election  
 All Precincts, All Districts, All ScanStations, All Contests, All Boxes  
 Total Ballots Cast: 11952, Registered Voters: 47410, Overall Turnout: 25.21%  
 18 precincts reported out of 18 total

**Coos County Area Transportation Dist, Position 2 (Vote for 1)**

Precinct	Ballots Cast	Reg. Voters	Total Votes	Shelley Mason Long	Write-in	Over Votes	Under Votes
Precinct 01	769	1982	345	341 98.84%	4 1.16%	0	424
Precinct 02	863	3246	474	468 98.73%	6 1.27%	0	389
Precinct 03	1208	3994	615	596 96.91%	19 3.09%	0	593
Precinct 04	885	2973	483	477 98.76%	6 1.24%	0	402
Precinct 05	827	4984	573	573 100.00%	0 0.00%	0	254
Precinct 06	601	2667	357	351 98.32%	6 1.68%	0	244
Precinct 07	569	3303	342	334 97.66%	8 2.34%	0	227
Precinct 08	717	4807	416	403 96.88%	13 3.12%	0	301
Precinct 09	82	496	45	43 95.56%	2 4.44%	0	37
Precinct 10	712	3172	410	398 97.07%	12 2.93%	0	302
Precinct 11	834	2428	368	360 97.83%	8 2.17%	0	466
Precinct 12	964	2827	493	492 99.80%	1 0.20%	0	471
Precinct 13	299	1764	218	218 100.00%	0 0.00%	0	81
Precinct 14	357	2007	202	200 99.01%	2 0.99%	0	155
Precinct 15	135	602	79	78 98.73%	1 1.27%	0	56
Precinct 16	1029	2501	479	470 98.12%	9 1.88%	0	550
Precinct 17	1015	3207	458	453 98.91%	5 1.09%	0	557
Precinct 18	86	450	51	51 100.00%	0 0.00%	0	35
<b>Total</b>	<b>11952</b>	<b>47410</b>	<b>6408</b>	<b>6306 98.41%</b>	<b>102 1.59%</b>	<b>0</b>	<b>5544</b>



I hereby certify the votes recorded on this abstract correctly summarize the tally of votes cast at the election indicated.

*Debbie Heller*  
 Debbie Heller, CCC  
 Coos County Clerk

Certified - Final Official Canvass of Votes  
 May 18, 2021 Special District Election  
 All Precincts, All Districts, All ScanStations, All Contests, All Boxes  
 Total Ballots Cast: 11952, Registered Voters: 47410, Overall Turnout: 25.21%  
 18 precincts reported out of 18 total

**Coos County Area Transportation Dist, Position 3 (Vote for 1)**

Precinct	Ballots Cast	Reg. Voters	Total Votes	Selena Kelly Irvin		Write-in		Over Votes	Under Votes
Precinct 01	769	1982	337	334	99.11%	3	0.89%	0	432
Precinct 02	863	3246	473	468	98.94%	5	1.06%	0	390
Precinct 03	1208	3994	615	600	97.56%	15	2.44%	0	593
Precinct 04	885	2973	475	467	98.32%	8	1.68%	0	410
Precinct 05	827	4984	573	571	99.65%	2	0.35%	0	254
Precinct 06	601	2667	352	347	98.58%	5	1.42%	1	248
Precinct 07	569	3303	337	329	97.63%	8	2.37%	0	232
Precinct 08	717	4807	417	405	97.12%	12	2.88%	0	300
Precinct 09	82	496	40	38	95.00%	2	5.00%	0	42
Precinct 10	712	3172	407	398	97.79%	9	2.21%	0	305
Precinct 11	834	2428	360	350	97.22%	10	2.78%	0	474
Precinct 12	964	2827	489	487	99.59%	2	0.41%	0	475
Precinct 13	299	1764	219	219	100.00%	0	0.00%	0	80
Precinct 14	357	2007	199	197	98.99%	2	1.01%	0	158
Precinct 15	135	602	78	76	97.44%	2	2.56%	0	57
Precinct 16	1029	2501	478	470	98.33%	8	1.67%	0	551
Precinct 17	1015	3207	451	446	98.89%	5	1.11%	0	564
Precinct 18	86	450	56	56	100.00%	0	0.00%	0	30
<b>Total</b>	<b>11952</b>	<b>47410</b>	<b>6356</b>	<b>6258</b>	<b>98.46%</b>	<b>98</b>	<b>1.54%</b>	<b>1</b>	<b>5595</b>



I hereby certify the votes recorded on this abstract correctly summarize the tally of votes cast at the election indicated.

*Debbie Heller*  
 Debbie Heller, CCC  
 Coos County Clerk

Certified - Final Official Canvass of Votes  
 May 18, 2021 Special District Election  
 All Precincts, All Districts, All ScanStations, All Contests, All Boxes  
 Total Ballots Cast: 11952, Registered Voters: 47410, Overall Turnout: 25.21%  
 18 precincts reported out of 18 total

**Coos County Area Transportation Dist, Position 6-2 Year (Vote for 1)**

Precinct	Ballots Cast	Reg. Voters	Total Votes	Howard Boles		Cathy Chase		Tara R Johnson		Write-in		Over Votes	Under Votes
Precinct 01	769	1982	420	127	30.24%	173	41.19%	119	28.33%	1	0.24%	0	349
Precinct 02	863	3246	667	133	19.94%	291	43.63%	242	36.28%	1	0.15%	1	195
Precinct 03	1208	3994	831	184	22.14%	329	39.59%	307	36.94%	11	1.32%	3	374
Precinct 04	885	2973	642	133	20.72%	222	34.58%	283	44.08%	4	0.62%	1	242
Precinct 05	827	4984	685	147	21.46%	233	34.01%	305	44.53%	0	0.00%	1	141
Precinct 06	601	2667	442	81	18.33%	127	28.73%	232	52.49%	2	0.45%	0	159
Precinct 07	569	3303	424	93	21.93%	143	33.73%	187	44.10%	1	0.24%	0	145
Precinct 08	717	4807	551	134	24.32%	176	31.94%	238	43.19%	3	0.54%	0	166
Precinct 09	82	496	63	19	30.16%	16	25.40%	28	44.44%	0	0.00%	0	19
Precinct 10	712	3172	506	111	21.94%	169	33.40%	218	43.08%	8	1.58%	1	205
Precinct 11	834	2428	476	90	18.91%	227	47.69%	155	32.56%	4	0.84%	0	358
Precinct 12	964	2827	604	147	24.34%	250	41.39%	205	33.94%	2	0.33%	2	358
Precinct 13	299	1764	246	63	25.61%	76	30.89%	107	43.50%	0	0.00%	1	52
Precinct 14	357	2007	259	80	30.89%	69	26.64%	109	42.08%	1	0.39%	2	96
Precinct 15	135	602	85	25	29.41%	36	42.35%	23	27.06%	1	1.18%	0	50
Precinct 16	1029	2501	721	202	28.02%	255	35.37%	261	36.20%	3	0.42%	2	306
Precinct 17	1015	3207	731	205	28.04%	279	38.17%	242	33.11%	5	0.68%	0	284
Precinct 18	86	450	63	28	44.44%	20	31.75%	15	23.81%	0	0.00%	1	22
<b>Total</b>	<b>11952</b>	<b>47410</b>	<b>8416</b>	<b>2002</b>	<b>23.79%</b>	<b>3091</b>	<b>36.73%</b>	<b>3276</b>	<b>38.93%</b>	<b>47</b>	<b>0.56%</b>	<b>15</b>	<b>3521</b>



I hereby certify the votes recorded on this abstract correctly summarize the tally of votes cast at the election indicated.

*Debbie Heller*  
 Debbie Heller, CCC  
 Coos County Clerk

Certified - Final Official Canvass of Votes  
 May 18, 2021 Special District Election  
 All Precincts, All Districts, All ScanStations, All Contests, All Boxes  
 Total Ballots Cast: 11952, Registered Voters: 47410, Overall Turnout: 25.21%  
 18 precincts reported out of 18 total

**Southwestern Oregon Community College, Position 2 (Vote for 1)**

Precinct	Ballots Cast	Reg. Voters	Total Votes	Marcia Jensen		Write-in		Over Votes	Under Votes
Precinct 01	769	1982	353	349	98.87%	4	1.13%	0	416
Precinct 02	863	3246	524	513	97.90%	11	2.10%	0	339
Precinct 03	1208	3994	689	672	97.53%	17	2.47%	0	519
Precinct 04	885	2973	513	504	98.25%	9	1.75%	0	372
Precinct 05	827	4984	596	590	98.99%	6	1.01%	0	231
Precinct 06	601	2667	399	390	97.74%	9	2.26%	0	202
Precinct 07	569	3303	374	367	98.13%	7	1.87%	0	195
Precinct 08	717	4807	445	434	97.53%	11	2.47%	0	272
Precinct 09	82	496	50	48	96.00%	2	4.00%	0	32
Precinct 10	712	3172	452	437	96.68%	15	3.32%	0	260
Precinct 11	834	2428	389	382	98.20%	7	1.80%	0	445
Precinct 12	964	2827	513	511	99.61%	2	0.39%	0	451
Precinct 13	299	1764	230	229	99.57%	1	0.43%	0	69
Precinct 14	357	2007	217	215	99.08%	2	0.92%	0	140
Precinct 15	135	602	79	79	100.00%	0	0.00%	0	56
Precinct 16	1029	2501	503	495	98.41%	8	1.59%	0	526
Precinct 17	1015	3207	454	449	98.90%	5	1.10%	0	561
<b>Total</b>	<b>11866</b>	<b>46960</b>	<b>6780</b>	<b>6664</b>	<b>98.29%</b>	<b>116</b>	<b>1.71%</b>	<b>0</b>	<b>5086</b>



I hereby certify the votes recorded on this abstract correctly summarize the tally of votes cast at the election indicated.

*Debbie Heller*  
 Debbie Heller, CCC  
 Coos County Clerk

Certified - Final Official Canvass of Votes  
 May 18, 2021 Special District Election  
 All Precincts, All Districts, All ScanStations, All Contests, All Boxes  
 Total Ballots Cast: 11952, Registered Voters: 47410, Overall Turnout: 25.21%  
 18 precincts reported out of 18 total

**Southwestern Oregon Community College, Position 4 (Vote for 1)**

Precinct	Ballots Cast	Reg. Voters	Total Votes	David Bridgham		Write-in		Over Votes	Under Votes
Precinct 01	769	1982	349	346	99.14%	3	0.86%	0	420
Precinct 02	863	3246	525	520	99.05%	5	0.95%	0	338
Precinct 03	1208	3994	698	684	97.99%	14	2.01%	0	510
Precinct 04	885	2973	534	527	98.69%	7	1.31%	0	351
Precinct 05	827	4984	601	596	99.17%	5	0.83%	0	226
Precinct 06	601	2667	391	381	97.44%	10	2.56%	0	210
Precinct 07	569	3303	365	358	98.08%	7	1.92%	0	204
Precinct 08	717	4807	449	439	97.77%	10	2.23%	0	268
Precinct 09	82	496	45	43	95.56%	2	4.44%	0	37
Precinct 10	712	3172	439	430	97.95%	9	2.05%	0	273
Precinct 11	834	2428	379	372	98.15%	7	1.85%	0	455
Precinct 12	964	2827	507	505	99.61%	2	0.39%	0	457
Precinct 13	299	1764	226	226	100.00%	0	0.00%	0	73
Precinct 14	357	2007	220	218	99.09%	2	0.91%	0	137
Precinct 15	135	602	78	78	100.00%	0	0.00%	0	57
Precinct 16	1029	2501	487	483	99.18%	4	0.82%	0	542
Precinct 17	1015	3207	453	448	98.90%	5	1.10%	0	562
<b>Total</b>	<b>11866</b>	<b>46960</b>	<b>6746</b>	<b>6654</b>	<b>98.64%</b>	<b>92</b>	<b>1.36%</b>	<b>0</b>	<b>5120</b>



I hereby certify the votes recorded on this abstract correctly summarize the tally of votes cast at the election indicated.

*Debbie Heller*  
 Debbie Heller, CCC  
 Coos County Clerk

Certified - Final Official Canvass of Votes  
 May 18, 2021 Special District Election  
 All Precincts, All Districts, All ScanStations, All Contests, All Boxes  
 Total Ballots Cast: 11952, Registered Voters: 47410, Overall Turnout: 25.21%  
 18 precincts reported out of 18 total

**Southwestern Oregon Community College, Position 5 (Vote for 1)**

Precinct	Ballots Cast	Reg. Voters	Total Votes	Christine Haynsworth		Write-in	Over Votes	Under Votes
Precinct 01	769	1982	339	337 99.41%		2 0.59%	0	430
Precinct 02	863	3246	469	466 99.36%		3 0.64%	0	394
Precinct 03	1208	3994	619	601 97.09%		18 2.91%	0	589
Precinct 04	885	2973	474	468 98.73%		6 1.27%	0	411
Precinct 05	827	4984	570	569 99.82%		1 0.18%	0	257
Precinct 06	601	2667	341	334 97.95%		7 2.05%	0	260
Precinct 07	569	3303	337	332 98.52%		5 1.48%	0	232
Precinct 08	717	4807	410	401 97.80%		9 2.20%	0	307
Precinct 09	82	496	41	39 95.12%		2 4.88%	0	41
Precinct 10	712	3172	404	394 97.52%		10 2.48%	0	308
Precinct 11	834	2428	365	358 98.08%		7 1.92%	0	469
Precinct 12	964	2827	494	494 100.00%		0 0.00%	0	470
Precinct 13	299	1764	214	214 100.00%		0 0.00%	0	85
Precinct 14	357	2007	199	197 98.99%		2 1.01%	0	158
Precinct 15	135	602	75	75 100.00%		0 0.00%	0	60
Precinct 16	1029	2501	473	468 98.94%		5 1.06%	0	556
Precinct 17	1015	3207	429	422 98.37%		7 1.63%	0	586
<b>Total</b>	<b>11866</b>	<b>46960</b>	<b>6253</b>	<b>6169 98.66%</b>		<b>84 1.34%</b>	<b>0</b>	<b>5613</b>



I hereby certify the votes recorded on this abstract correctly summarize the tally of votes cast at the election indicated.

*Debbie Heller*  
 Debbie Heller, CCC  
 Coos County Clerk

Certified - Final Official Canvass of Votes  
 May 18, 2021 Special District Election  
 All Precincts, All Districts, All ScanStations, All Contests, All Boxes  
 Total Ballots Cast: 11952, Registered Voters: 47410, Overall Turnout: 25.21%  
 18 precincts reported out of 18 total

**Southwestern Oregon Community College, Position 7 (Vote for 1)**

Precinct	Ballots Cast	Reg. Voters	Total Votes	Maria Sudduth		Ronn Johnson		Write-in		Over Votes	Under Votes
Precinct 01	769	1982	427	183	42.86%	243	56.91%	1	0.23%	0	342
Precinct 02	863	3246	679	296	43.59%	381	56.11%	2	0.29%	0	184
Precinct 03	1208	3994	835	417	49.94%	408	48.86%	10	1.20%	0	373
Precinct 04	885	2973	661	381	57.64%	279	42.21%	1	0.15%	0	224
Precinct 05	827	4984	682	413	60.56%	268	39.30%	1	0.15%	0	145
Precinct 06	601	2667	448	309	68.97%	137	30.58%	2	0.45%	0	153
Precinct 07	569	3303	408	257	62.99%	149	36.52%	2	0.49%	0	161
Precinct 08	717	4807	542	274	50.55%	263	48.52%	5	0.92%	0	175
Precinct 09	82	496	63	40	63.49%	23	36.51%	0	0.00%	0	19
Precinct 10	712	3172	491	263	53.56%	223	45.42%	5	1.02%	0	221
Precinct 11	834	2428	474	194	40.93%	277	58.44%	3	0.63%	1	359
Precinct 12	964	2827	599	296	49.42%	302	50.42%	1	0.17%	1	364
Precinct 13	299	1764	228	129	56.58%	99	43.42%	0	0.00%	0	71
Precinct 14	357	2007	232	107	46.12%	124	53.45%	1	0.43%	0	125
Precinct 15	135	602	82	48	58.54%	33	40.24%	1	1.22%	0	53
Precinct 16	1029	2501	701	409	58.35%	289	41.23%	3	0.43%	0	328
Precinct 17	1015	3207	705	359	50.92%	344	48.79%	2	0.28%	0	310
<b>Total</b>	<b>11866</b>	<b>46960</b>	<b>8257</b>	<b>4375</b>	<b>52.99%</b>	<b>3842</b>	<b>46.53%</b>	<b>40</b>	<b>0.48%</b>	<b>2</b>	<b>3607</b>



I hereby certify the votes recorded on this abstract correctly summarize the tally of votes cast at the election indicated.

*Debbie Heller*  
 Debbie Heller, CCC  
 Coos County Clerk

Certified - Final Official Canvass of Votes  
 May 18, 2021 Special District Election  
 All Precincts, All Districts, All ScanStations, All Contests, All Boxes  
 Total Ballots Cast: 11952, Registered Voters: 47410, Overall Turnout: 25.21%  
 18 precincts reported out of 18 total

**South Coast Education Service Dist, Position 7 At-Large (Vote for 1)**

Precinct	Ballots Cast	Reg. Voters	Total Votes	Marie Simonds		Ronn Johnson		Write-in		Over Votes	Under Votes
Precinct 01	769	1982	424	219	51.65%	204	48.11%	1	0.24%	0	345
Precinct 02	863	3246	683	335	49.05%	348	50.95%	0	0.00%	0	180
Precinct 03	1208	3994	838	455	54.30%	374	44.63%	9	1.07%	0	370
Precinct 04	885	2973	658	395	60.03%	261	39.67%	2	0.30%	0	227
Precinct 05	827	4984	683	471	68.96%	211	30.89%	1	0.15%	0	144
Precinct 06	601	2667	445	333	74.83%	110	24.72%	2	0.45%	0	156
Precinct 07	569	3303	421	279	66.27%	138	32.78%	4	0.95%	0	148
Precinct 08	717	4807	544	319	58.64%	218	40.07%	7	1.29%	0	173
Precinct 09	82	496	63	41	65.08%	22	34.92%	0	0.00%	0	19
Precinct 10	712	3172	491	324	65.99%	163	33.20%	4	0.81%	0	221
Precinct 11	834	2428	492	256	52.03%	233	47.36%	3	0.61%	0	342
Precinct 12	964	2827	617	333	53.97%	282	45.71%	2	0.32%	0	347
Precinct 13	299	1764	228	137	60.09%	91	39.91%	0	0.00%	0	71
Precinct 14	357	2007	237	132	55.70%	103	43.46%	2	0.84%	0	120
Precinct 15	135	602	82	49	59.76%	33	40.24%	0	0.00%	0	53
Precinct 16	1029	2501	798	541	67.79%	254	31.83%	3	0.38%	0	231
Precinct 17	1015	3207	795	452	56.86%	340	42.77%	3	0.38%	0	220
Precinct 18	86	450	63	42	66.67%	21	33.33%	0	0.00%	0	23
<b>Total</b>	<b>11952</b>	<b>47410</b>	<b>8562</b>	<b>5113</b>	<b>59.72%</b>	<b>3406</b>	<b>39.78%</b>	<b>43</b>	<b>0.50%</b>	<b>0</b>	<b>3390</b>



I hereby certify the votes recorded on this abstract correctly summarize the tally of votes cast at the election indicated.

*Debbie Heller*  
 Debbie Heller, CCC  
 Coos County Clerk


Certified - Final Official Canvass of Votes  
 May 18, 2021 Special District Election  
 All Precincts, All Districts, All ScanStations, All Contests, All Boxes  
 Total Ballots Cast: 11952, Registered Voters: 47410, Overall Turnout: 25.21%  
 18 precincts reported out of 18 total

**South Coast Education Service Dist, Zone 4, Position 1 (Vote for 1)**

Precinct	Ballots Cast	Reg. Voters	Total Votes	Chuck Ostmeyer	Write-in	Over Votes	Under Votes
Precinct 01	769	1982	338	335 99.11%	3 0.89%	0	431
Precinct 02	863	3246	461	457 99.13%	4 0.87%	0	402
Precinct 03	1208	3994	602	587 97.51%	15 2.49%	0	606
Precinct 04	883	2960	463	455 98.27%	8 1.73%	0	420
<b>Total</b>	<b>3723</b>	<b>12182</b>	<b>1864</b>	<b>1834 98.39%</b>	<b>30 1.61%</b>	<b>0</b>	<b>1859</b>



I hereby certify the votes recorded on this abstract correctly summarize the tally of votes cast at the election indicated.

  
 Debbie Heller, CCC  
 Coos County Clerk


Certified - Final Official Canvass of Votes  
 May 18, 2021 Special District Election  
 All Precincts, All Districts, All ScanStations, All Contests, All Boxes  
 Total Ballots Cast: 11952, Registered Voters: 47410, Overall Turnout: 25.21%  
 18 precincts reported out of 18 total

**South Coast Education Service Dist, Zone 2, Position 3 (Vote for 1)**

Precinct	Ballots Cast	Reg. Voters	Total Votes	Billie Reeves	Write-in	Over Votes	Under Votes
Precinct 11	834	2428	354	348 98.31%	6 1.69%	0	480
Precinct 12	964	2827	475	474 99.79%	1 0.21%	0	489
Precinct 13	299	1764	214	214 100.00%	0 0.00%	0	85
Precinct 14	357	2007	210	208 99.05%	2 0.95%	0	147
Precinct 15	135	602	72	72 100.00%	0 0.00%	0	63
Precinct 16	1029	2501	473	466 98.52%	7 1.48%	0	556
Precinct 17	1015	3207	441	436 98.87%	5 1.13%	0	574
<b>Total</b>	<b>4633</b>	<b>15336</b>	<b>2239</b>	<b>2218 99.06%</b>	<b>21 0.94%</b>	<b>0</b>	<b>2394</b>



I hereby certify the votes recorded on this abstract correctly summarize the tally of votes cast at the election indicated.

  
 Debbie Heller, CCC  
 Coos County Clerk

Certified - Final Official Canvass of Votes  
 May 18, 2021 Special District Election  
 All Precincts, All Districts, All ScanStations, All Contests, All Boxes  
 Total Ballots Cast: 11952, Registered Voters: 47410, Overall Turnout: 25.21%  
 18 precincts reported out of 18 total


Page: 14 of 146  
 2021-06-03  
 09:14:03

**South Coast Education Service Dist, Zone 1B, Position 5 (Vote for 1)**

Precinct	Ballots Cast	Reg. Voters	Total Votes	Jacqueline Crook	Write-in	Over Votes	Under Votes
Precinct 18	86	450	53	53 100.00%	0 0.00%	0	33
<b>Total</b>	<b>86</b>	<b>450</b>	<b>53</b>	<b>53 100.00%</b>	<b>0 0.00%</b>	<b>0</b>	<b>33</b>



I hereby certify the votes recorded on this abstract correctly summarize the tally of votes cast at the election indicated.

  
 Debbie Heller, CCC  
 Coos County Clerk

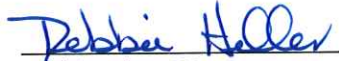
Certified - Final Official Canvass of Votes  
 May 18, 2021 Special District Election  
 All Precincts, All Districts, All ScanStations, All Contests, All Boxes  
 Total Ballots Cast: 11952, Registered Voters: 47410, Overall Turnout: 25.21%  
 18 precincts reported out of 18 total

**Bandon School Dist 54, Position 1 (Vote for 1)**

Precinct	Ballots Cast	Reg. Voters	Total Votes	David Hisel		Write-in		Over Votes	Under Votes
Precinct 16	1029	2501	565	552	97.70%	13	2.30%	0	464
Precinct 17	1015	3207	539	531	98.52%	8	1.48%	0	476
<b>Total</b>	<b>2044</b>	<b>5708</b>	<b>1104</b>	<b>1083</b>	<b>98.10%</b>	<b>21</b>	<b>1.90%</b>	<b>0</b>	<b>940</b>



I hereby certify the votes recorded on this abstract correctly summarize the tally of votes cast at the election indicated.

  
 Debbie Heller, CCC  
 Coos County Clerk

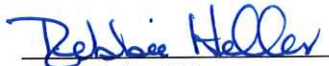
Certified - Final Official Canvass of Votes  
 May 18, 2021 Special District Election  
 All Precincts, All Districts, All ScanStations, All Contests, All Boxes  
 Total Ballots Cast: 11952, Registered Voters: 47410, Overall Turnout: 25.21%  
 18 precincts reported out of 18 total

**Bandon School Dist 54, Position 3 (Vote for 1)**

Precinct	Ballots Cast	Reg. Voters	Total Votes	Jeannette M Harper	Marie Simonds	Stan Avery	Write-in	Over Votes	Under Votes
Precinct 16	1029	2501	913	131 14.35%	415 45.45%	365 39.98%	2 0.22%	1	115
Precinct 17	1015	3207	944	114 12.08%	365 38.67%	462 48.94%	3 0.32%	0	71
<b>Total</b>	<b>2044</b>	<b>5708</b>	<b>1857</b>	<b>245 13.19%</b>	<b>780 42.00%</b>	<b>827 44.53%</b>	<b>5 0.27%</b>	<b>1</b>	<b>186</b>



I hereby certify the votes recorded on this abstract correctly summarize the tally of votes cast at the election indicated.

  
 Debbie Heller, CCC  
 Coos County Clerk

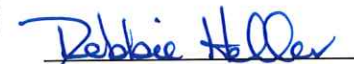
Certified - Final Official Canvass of Votes  
 May 18, 2021 Special District Election  
 All Precincts, All Districts, All ScanStations, All Contests, All Boxes  
 Total Ballots Cast: 11952, Registered Voters: 47410, Overall Turnout: 25.21%  
 18 precincts reported out of 18 total

**Bandon School Dist 54, Position 5 (Vote for 1)**

Precinct	Ballots Cast	Reg. Voters	Total Votes	Angela Cardas		Theresa Avery		Write-in		Over Votes	Under Votes
Precinct 16	1029	2501	912	537	58.88%	370	40.57%	5	0.55%	0	117
Precinct 17	1015	3207	952	509	53.47%	439	46.11%	4	0.42%	0	63
<b>Total</b>	<b>2044</b>	<b>5708</b>	<b>1864</b>	<b>1046</b>	<b>56.12%</b>	<b>809</b>	<b>43.40%</b>	<b>9</b>	<b>0.48%</b>	<b>0</b>	<b>180</b>



I hereby certify the votes recorded on this abstract correctly summarize the tally of votes cast at the election indicated.

  
 Debbie Heller, CCC  
 Coos County Clerk

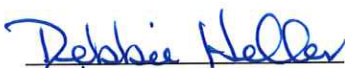
Certified - Final Official Canvass of Votes  
 May 18, 2021 Special District Election  
 All Precincts, All Districts, All ScanStations, All Contests, All Boxes  
 Total Ballots Cast: 11952, Registered Voters: 47410, Overall Turnout: 25.21%  
 18 precincts reported out of 18 total

**Coos Bay School Dist 9, Position 1 (Vote for 1)**

Precinct	Ballots Cast	Reg. Voters	Total Votes	James LaBine	Arnie Roblan	Write-in	Over Votes	Under Votes
Precinct 04				294 40.55%	430 59.31%	1 0.14%	0	102
Precinct 05	827	4984	725	201 36.35%	351 63.47%	1 0.18%	0	48
Precinct 06	601	2667	553	178 34.36%	336 64.86%	4 0.77%	0	51
Precinct 07	569	3303	518	283 44.01%	354 55.05%	6 0.93%	0	74
Precinct 08	717	4807	643	289 46.69%	324 52.34%	6 0.97%	0	93
Precinct 09	712	3172	619	1275 40.77%	1834 58.65%	18 0.58%	0	383
Precinct 10								
<b>Total</b>	<b>3510</b>	<b>19442</b>	<b>3127</b>					



I hereby certify the votes recorded on this abstract correctly summarize the tally of votes cast at the election indicated.

  
 Debbie Heller, CCC  
 Coos County Clerk


Certified - Final Official Canvass of Votes  
 May 18, 2021 Special District Election  
 All Precincts, All Districts, All ScanStations, All Contests, All Boxes  
 Total Ballots Cast: 11952, Registered Voters: 47410, Overall Turnout: 25.21%  
 18 precincts reported out of 18 total

**Coos Bay School Dist 9, Position 2 (Vote for 1)**

Precinct	Ballots Cast	Reg. Voters	Total Votes	David Geels	Write-in	Over Votes	Under Votes
Precinct 04							
Precinct 05	827	4984	566	557 98.41%	9 1.59%	0	261
Precinct 06	601	2667	355	347 97.75%	8 2.25%	0	246
Precinct 07	569	3303	338	329 97.34%	9 2.66%	0	231
Precinct 08	717	4807	421	404 95.96%	17 4.04%	0	296
Precinct 09							
Precinct 10	712	3172	410	396 96.59%	14 3.41%	0	302
<b>Total</b>	<b>3510</b>	<b>19442</b>	<b>2130</b>	<b>2073 97.32%</b>	<b>57 2.68%</b>	<b>0</b>	<b>1380</b>



I hereby certify the votes recorded on this abstract correctly summarize the tally of votes cast at the election indicated.

  
 Debbie Heller, CCC  
 Coos County Clerk


Certified - Final Official Canvass of Votes  
 May 18, 2021 Special District Election  
 All Precincts, All Districts, All ScanStations, All Contests, All Boxes  
 Total Ballots Cast: 11952, Registered Voters: 47410, Overall Turnout: 25.21%  
 18 precincts reported out of 18 total

**Coos Bay School Dist 9, Position 5 (Vote for 1)**

Precinct	Ballots Cast	Reg. Voters	Total Votes	Adrian DeLeon		Jim Kingsley		Write-in		Over Votes	Under Votes
Precinct 04											
Precinct 05	827	4984	692	403	58.24%	289	41.76%	0	0.00%	0	135
Precinct 06	601	2667	491	343	69.86%	147	29.94%	1	0.20%	0	110
Precinct 07	569	3303	457	266	58.21%	185	40.48%	6	1.31%	0	112
Precinct 08	717	4807	554	251	45.31%	296	53.43%	7	1.26%	0	163
Precinct 09											
Precinct 10	712	3172	551	350	63.52%	196	35.57%	5	0.91%	0	161
<b>Total</b>	<b>3510</b>	<b>19442</b>	<b>2808</b>	<b>1650</b>	<b>58.76%</b>	<b>1139</b>	<b>40.56%</b>	<b>19</b>	<b>0.68%</b>	<b>0</b>	<b>702</b>



I hereby certify the votes recorded on this abstract correctly summarize the tally of votes cast at the election indicated.

  
 Debbie Heller, CCC  
 Coos County Clerk

Certified - Final Official Canvass of Votes  
 May 18, 2021 Special District Election  
 All Precincts, All Districts, All ScanStations, All Contests, All Boxes  
 Total Ballots Cast: 11952, Registered Voters: 47410, Overall Turnout: 25.21%  
 18 precincts reported out of 18 total

**Coos Bay School Dist 9, Position 6 (Vote for 1)**

Precinct	Ballots Cast	Reg. Voters	Total Votes	Dustin Clarke		Diane Johnson		Write-in		Over Votes	Under Votes
Precinct 04				256	40.31%	379	59.69%	0	0.00%	0	192
Precinct 05	827	4984	635	234	52.47%	212	47.53%	0	0.00%	0	155
Precinct 06	601	2667	446	185	43.43%	236	55.40%	5	1.17%	0	143
Precinct 07	569	3303	426	207	40.19%	297	57.67%	11	2.14%	0	202
Precinct 08	717	4807	515	267	52.46%	236	46.37%	6	1.18%	0	203
Precinct 09											
Precinct 10	712	3172	509								
<b>Total</b>	<b>3510</b>	<b>19442</b>	<b>2591</b>	<b>1170</b>	<b>45.16%</b>	<b>1399</b>	<b>53.99%</b>	<b>22</b>	<b>0.85%</b>	<b>0</b>	<b>919</b>



I hereby certify the votes recorded on this abstract correctly summarize the tally of votes cast at the election indicated.

*Debbie Heller*  
 Debbie Heller, CCC  
 Coos County Clerk

Certified - Final Official Canvass of Votes  
 May 18, 2021 Special District Election  
 All Precincts, All Districts, All ScanStations, All Contests, All Boxes  
 Total Ballots Cast: 11952, Registered Voters: 47410, Overall Turnout: 25.21%  
 18 precincts reported out of 18 total


Page: 22 of 146  
 2021-06-03  
 09:14:03

**Coquille School Dist 8, Position 2 (Vote for 1)**

Precinct	Ballots Cast	Reg. Voters	Total Votes	Jo Teel		Melinda Millet		Write-in		Over Votes	Under Votes
Precinct 11	834	2428	592	293	49.49%	294	49.66%	5	0.84%	0	242
Precinct 12	964	2827	740	328	44.32%	409	55.27%	3	0.41%	0	224
<b>Total</b>	<b>1798</b>	<b>5255</b>	<b>1332</b>	<b>621</b>	<b>46.62%</b>	<b>703</b>	<b>52.78%</b>	<b>8</b>	<b>0.60%</b>	<b>0</b>	<b>466</b>



I hereby certify the votes recorded on this abstract correctly summarize the tally of votes cast at the election indicated.

  
 Debbie Heller, CCC  
 Coos County Clerk


Certified - Final Official Canvass of Votes  
 May 18, 2021 Special District Election  
 All Precincts, All Districts, All ScanStations, All Contests, All Boxes  
 Total Ballots Cast: 11952, Registered Voters: 47410, Overall Turnout: 25.21%  
 18 precincts reported out of 18 total

**Coquille School Dist 8, Position 4 (Vote for 1)**

Precinct	Ballots Cast	Reg. Voters	Total Votes	Sheila Wight		Julie Nighswonger		Write-in		Over Votes	Under Votes
Precinct 11	834	2428	601	298	49.58%	300	49.92%	3	0.50%	0	233
Precinct 12	964	2827	728	355	48.76%	371	50.96%	2	0.27%	1	235
<b>Total</b>	<b>1798</b>	<b>5255</b>	<b>1329</b>	<b>653</b>	<b>49.13%</b>	<b>671</b>	<b>50.49%</b>	<b>5</b>	<b>0.38%</b>	<b>1</b>	<b>468</b>



I hereby certify the votes recorded on this abstract correctly summarize the tally of votes cast at the election indicated.

  
 Debbie Heller, CCC  
 Coos County Clerk


Certified - Final Official Canvass of Votes  
 May 18, 2021 Special District Election  
 All Precincts, All Districts, All ScanStations, All Contests, All Boxes  
 Total Ballots Cast: 11952, Registered Voters: 47410, Overall Turnout: 25.21%  
 18 precincts reported out of 18 total

**Coquille School Dist 8, Position 6 (Vote for 1)**

Precinct	Ballots Cast	Reg. Voters	Total Votes	Clifford Wheeler		Write-in		Over Votes	Under Votes
Precinct 11	834	2428	411	403	98.05%	8	1.95%	0	423
Precinct 12	964	2827	548	541	98.72%	7	1.28%	0	416
<b>Total</b>	<b>1798</b>	<b>5255</b>	<b>959</b>	<b>944</b>	<b>98.44%</b>	<b>15</b>	<b>1.56%</b>	<b>0</b>	<b>839</b>



I hereby certify the votes recorded on this abstract correctly summarize the tally of votes cast at the election indicated.

  
 Debbie Heller, CCC  
 Coos County Clerk


Certified - Final Official Canvass of Votes  
 May 18, 2021 Special District Election  
 All Precincts, All Districts, All ScanStations, All Contests, All Boxes  
 Total Ballots Cast: 11952, Registered Voters: 47410, Overall Turnout: 25.21%  
 18 precincts reported out of 18 total

**Myrtle Point School Dist 41, Position 1 (Vote for 1)**

Precinct	Ballots Cast	Reg. Voters	Total Votes	Lisa Dumire		Write-in		Over Votes	Under Votes
Precinct 13	299	1764	236	234	99.15%	2	0.85%	0	63
Precinct 14	357	2007	231	221	95.67%	10	4.33%	0	126
<b>Total</b>	<b>656</b>	<b>3771</b>	<b>467</b>	<b>455</b>	<b>97.43%</b>	<b>12</b>	<b>2.57%</b>	<b>0</b>	<b>189</b>



I hereby certify the votes recorded on this abstract correctly summarize the tally of votes cast at the election indicated.

  
 Debbie Heller, CCC  
 Coos County Clerk

Certified - Final Official Canvass of Votes  
May 18, 2021 Special District Election  
All Precincts, All Districts, All ScanStations, All Contests, All Boxes  
Total Ballots Cast: 11952, Registered Voters: 47410, Overall Turnout: 25.21%  
18 precincts reported out of 18 total

Page: 26 of 146  
2021-06-03  
09:14:03

**Myrtle Point School Dist 41, Position 3-2 Year (Vote for 1)**

Precinct	Ballots Cast	Reg. Voters	Total Votes	Jared Sproul	Write-in	Over Votes	Under Votes
Precinct 13	299	1764	254	254 100.00%	0 0.00%	0	45
Precinct 14	357	2007	276	271 98.19%	5 1.81%	0	81
Total	656	3771	530	525 99.06%	5 0.94%	0	126



I hereby certify the votes recorded on this abstract correctly summarize the tally of votes cast at the election indicated.

*Debbie Heller*  
Debbie Heller, CCC  
Coos County Clerk

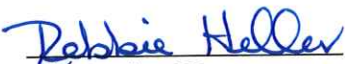
Certified - Final Official Canvass of Votes  
 May 18, 2021 Special District Election  
 All Precincts, All Districts, All ScanStations, All Contests, All Boxes  
 Total Ballots Cast: 11952, Registered Voters: 47410, Overall Turnout: 25.21%  
 18 precincts reported out of 18 total

**Myrtle Point School Dist 41, Position 4-2 Year (Vote for 1)**

Precinct	Ballots Cast	Reg. Voters	Total Votes	Anni Combs	Write-in	Over Votes	Under Votes
Precinct 13	299	1764	249	249 100.00%	0 0.00%	0	50
Precinct 14	357	2007	265	262 98.87%	3 1.13%	0	92
<b>Total</b>	<b>656</b>	<b>3771</b>	<b>514</b>	<b>511 99.42%</b>	<b>3 0.58%</b>	<b>0</b>	<b>142</b>



I hereby certify the votes recorded on this abstract correctly summarize the tally of votes cast at the election indicated.

  
 Debbie Heller, CCC  
 Coos County Clerk

Certified - Final Official Canvass of Votes  
May 18, 2021 Special District Election  
All Precincts, All Districts, All ScanStations, All Contests, All Boxes  
Total Ballots Cast: 11952, Registered Voters: 47410, Overall Turnout: 25.21%  
18 precincts reported out of 18 total

**Myrtle Point School Dist 41, Position 5 (Vote for 1)**

Precinct	Ballots Cast	Reg. Voters	Total Votes	Tara R Johnson		Write-in		Over Votes	Under Votes
Precinct 13	299	1764	227	224	98.68%	3	1.32%	0	72
Precinct 14	357	2007	233	223	95.71%	10	4.29%	0	124
Total	656	3771	460	447	97.17%	13	2.83%	0	196



I hereby certify the votes recorded on this abstract correctly summarize the tally of votes cast at the election indicated.

*Debbie Heller*  
Debbie Heller, CCC  
Coos County Clerk

Certified - Final Official Canvass of Votes  
May 18, 2021 Special District Election  
All Precincts, All Districts, All ScanStations, All Contests, All Boxes  
Total Ballots Cast: 11952, Registered Voters: 47410, Overall Turnout: 25.21%  
18 precincts reported out of 18 total

Page: 29 of 146  
2021-06-03  
09:14:03

**Myrtle Point School Dist 41, Position 6 (Vote for 1)**

Precinct	Ballots Cast	Reg. Voters	Total Votes	Justin L Miller	Write-in	Over Votes	Under Votes
Precinct 13	299	1764	243	243 100.00%	0 0.00%	0	56
Precinct 14	357	2007	247	243 98.38%	4 1.62%	0	110
Total	656	3771	490	486 99.18%	4 0.82%	0	166



I hereby certify the votes recorded on this abstract correctly summarize the tally of votes cast at the election indicated.

*Debbie Heller*  
Debbie Heller, CCC  
Coos County Clerk

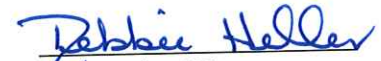
Certified - Final Official Canvass of Votes  
 May 18, 2021 Special District Election  
 All Precincts, All Districts, All ScanStations, All Contests, All Boxes  
 Total Ballots Cast: 11952, Registered Voters: 47410, Overall Turnout: 25.21%  
 18 precincts reported out of 18 total

**Myrtle Point School Dist 41, Position 7 (Vote for 1)**

Precinct	Ballots Cast	Reg. Voters	Total Votes	Kati Turner		Write-in		Over Votes	Under Votes
Precinct 13	299	1764	238	236	99.16%	2	0.84%	0	61
Precinct 14	357	2007	228	225	98.68%	3	1.32%	0	129
<b>Total</b>	<b>656</b>	<b>3771</b>	<b>466</b>	<b>461</b>	<b>98.93%</b>	<b>5</b>	<b>1.07%</b>	<b>0</b>	<b>190</b>



I hereby certify the votes recorded on this abstract correctly summarize the tally of votes cast at the election indicated.

  
 Debbie Heller, CCC  
 Coos County Clerk

Certified - Final Official Canvass of Votes  
 May 18, 2021 Special District Election  
 All Precincts, All Districts, All ScanStations, All Contests, All Boxes  
 Total Ballots Cast: 11952, Registered Voters: 47410, Overall Turnout: 25.21%  
 18 precincts reported out of 18 total

**North Bend School Dist 13, Position 2 (Vote for 1)**

Precinct	Ballots Cast	Reg. Voters	Total Votes	Anna Huit		Caryn Caswell Mickelson		Mary Schilling		Write-in		Over Votes	Under Votes
Precinct 01	769	1982	435	99	22.76%	117	26.90%	217	49.89%	2	0.46%	2	332
Precinct 02	863	3246	729	128	17.56%	216	29.63%	384	52.67%	1	0.14%	0	134
Precinct 03	1208	3994	897	228	25.42%	327	36.45%	333	37.12%	9	1.00%	7	304
Precinct 04	883	2960	696	161	23.13%	293	42.10%	240	34.48%	2	0.29%	0	187
<b>Total</b>	<b>3723</b>	<b>12182</b>	<b>2757</b>	<b>616</b>	<b>22.34%</b>	<b>953</b>	<b>34.57%</b>	<b>1174</b>	<b>42.58%</b>	<b>14</b>	<b>0.51%</b>	<b>9</b>	<b>957</b>



I hereby certify the votes recorded on this abstract correctly summarize the tally of votes cast at the election indicated.

*Debbie Heller*  
 Debbie Heller, CCC  
 Coos County Clerk

Certified - Final Official Canvass of Votes  
 May 18, 2021 Special District Election  
 All Precincts, All Districts, All ScanStations, All Contests, All Boxes  
 Total Ballots Cast: 11952, Registered Voters: 47410, Overall Turnout: 25.21%  
 18 precincts reported out of 18 total

**North Bend School Dist 13, Position 4 (Vote for 1)**

Precinct	Ballots Cast	Reg. Voters	Total Votes	Kristina Simpson		Write-in		Over Votes	Under Votes
Precinct 01	769	1982	335	332	99.10%	3	0.90%	0	434
Precinct 02	863	3246	490	472	96.33%	18	3.67%	0	373
Precinct 03	1208	3994	642	626	97.51%	16	2.49%	0	566
Precinct 04	883	2960	490	484	98.78%	6	1.22%	0	393
<b>Total</b>	<b>3723</b>	<b>12182</b>	<b>1957</b>	<b>1914</b>	<b>97.80%</b>	<b>43</b>	<b>2.20%</b>	<b>0</b>	<b>1766</b>



I hereby certify the votes recorded on this abstract correctly summarize the tally of votes cast at the election indicated.

*Debbie Heller*  
 Debbie Heller, CCC  
 Coos County Clerk

Certified - Final Official Canvass of Votes  
 May 18, 2021 Special District Election  
 All Precincts, All Districts, All ScanStations, All Contests, All Boxes  
 Total Ballots Cast: 11952, Registered Voters: 47410, Overall Turnout: 25.21%  
 18 precincts reported out of 18 total

**North Bend School Dist 13, Position 5 (Vote for 1)**

Precinct	Ballots Cast	Reg. Voters	Total Votes	Jim Jordan		Samantha Pierson		Write-in		Over Votes	Under Votes
Precinct 01	769	1982	427	246	57.61%	179	41.92%	2	0.47%	0	342
Precinct 02	863	3246	720	458	63.61%	262	36.39%	0	0.00%	0	143
Precinct 03	1208	3994	870	480	55.17%	380	43.68%	10	1.15%	0	338
Precinct 04	883	2960	669	321	47.98%	344	51.42%	4	0.60%	0	214
<b>Total</b>	<b>3723</b>	<b>12182</b>	<b>2686</b>	<b>1505</b>	<b>56.03%</b>	<b>1165</b>	<b>43.37%</b>	<b>16</b>	<b>0.60%</b>	<b>0</b>	<b>1037</b>



I hereby certify the votes recorded on this abstract correctly summarize the tally of votes cast at the election indicated.

*Debbie Heller*  
 Debbie Heller, CCC  
 Coos County Clerk


Certified - Final Official Canvass of Votes  
 May 18, 2021 Special District Election  
 All Precincts, All Districts, All ScanStations, All Contests, All Boxes  
 Total Ballots Cast: 11952, Registered Voters: 47410, Overall Turnout: 25.21%  
 18 precincts reported out of 18 total

**North Bend School Dist 13, Position 6 (Vote for 1)**

Precinct	Ballots Cast	Reg. Voters	Total Votes	Julie Thies		Julianna Seldon		Write-in		Over Votes	Under Votes
Precinct 01	769	1982	421	239	56.77%	179	42.52%	3	0.71%	0	348
Precinct 02	863	3246	681	381	55.95%	298	43.76%	2	0.29%	0	182
Precinct 03	1208	3994	862	428	49.65%	424	49.19%	10	1.16%	0	346
Precinct 04	883	2960	668	314	47.01%	353	52.84%	1	0.15%	0	215
<b>Total</b>	<b>3723</b>	<b>12182</b>	<b>2632</b>	<b>1362</b>	<b>51.75%</b>	<b>1254</b>	<b>47.64%</b>	<b>16</b>	<b>0.61%</b>	<b>0</b>	<b>1091</b>



I hereby certify the votes recorded on this abstract correctly summarize the tally of votes cast at the election indicated.

  
 Debbie Heller, CCC  
 Coos County Clerk

Certified - Final Official Canvass of Votes  
 May 18, 2021 Special District Election  
 All Precincts, All Districts, All ScanStations, All Contests, All Boxes  
 Total Ballots Cast: 11952, Registered Voters: 47410, Overall Turnout: 25.21%  
 18 precincts reported out of 18 total

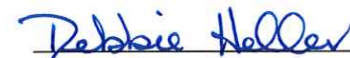
Page: 35 of 146  
 2021-06-03  
 09:14:03

**Powers School Dist 31, Position 1 (Vote for 1)**

Precinct	Ballots Cast	Reg. Voters	Total Votes	Merle Kalb Jr	Write-in	Over Votes	Under Votes
Precinct 15	135	602	118	117 99.15%	1 0.85%	0	17
Total	135	602	118	117 99.15%	1 0.85%	0	17



I hereby certify the votes recorded on this abstract correctly summarize the tally of votes cast at the election indicated.

  
 Debbie Heller, CCC  
 Coos County Clerk

Certified - Final Official Canvass of Votes  
May 18, 2021 Special District Election  
All Precincts, All Districts, All ScanStations, All Contests, All Boxes  
Total Ballots Cast: 11952, Registered Voters: 47410, Overall Turnout: 25.21%  
18 precincts reported out of 18 total

Page: 36 of 146  
2021-06-03  
09:14:03

**Powers School Dist 31, Position 5 (Vote for 1)**

Precinct	Ballots Cast	Reg. Voters	Total Votes	Ramsey Bushnell		Write-in		Over Votes	Under Votes
Precinct 15	135	602	128	125	97.66%	3	2.34%	0	7
Total	135	602	128	125	97.66%	3	2.34%	0	7



I hereby certify the votes recorded on this abstract correctly summarize the tally of votes cast at the election indicated.

*Debbie Heller*  
Debbie Heller, CCC  
Coos County Clerk

Certified - Final Official Canvass of Votes  
May 18, 2021 Special District Election  
All Precincts, All Districts, All ScanStations, All Contests, All Boxes  
Total Ballots Cast: 11952, Registered Voters: 47410, Overall Turnout: 25.21%  
18 precincts reported out of 18 total

Page: 37 of 146  
2021-06-03  
09:14:03

**Port Orford-Langlois School Dist 2CJ, Position 1 (Vote for 1)**

Precinct	Ballots Cast	Reg. Voters	Total Votes	Hilary Johnson	Write-in	Over Votes	Under Votes
Precinct 18	86	450	57	57 100.00%	0 0.00%	0	29
Total	86	450	57	57 100.00%	0 0.00%	0	29



I hereby certify the votes recorded on this abstract correctly summarize the tally of votes cast at the election indicated.

*Debbie Heller*  
Debbie Heller, CCC  
Coos County Clerk

Certified - Final Official Canvass of Votes  
May 18, 2021 Special District Election  
All Precincts, All Districts, All ScanStations, All Contests, All Boxes  
Total Ballots Cast: 11952, Registered Voters: 47410, Overall Turnout: 25.21%  
18 precincts reported out of 18 total

**Port Orford-Langlois School Dist 2CJ, Position 4 (Vote for 1)**

Precinct	Ballots Cast	Reg. Voters	Total Votes	Patricia Brown	Write-in	Over Votes	Under Votes
Precinct 18	86	450	57	57 100.00%	0 0.00%	0	29
Total	86	450	57	57 100.00%	0 0.00%	0	29



I hereby certify the votes recorded on this abstract correctly summarize the tally of votes cast at the election indicated.

*Debbie Heller*  
Debbie Heller, CCC  
Coos County Clerk

Certified - Final Official Canvass of Votes  
May 18, 2021 Special District Election  
All Precincts, All Districts, All ScanStations, All Contests, All Boxes  
Total Ballots Cast: 11952, Registered Voters: 47410, Overall Turnout: 25.21%  
18 precincts reported out of 18 total

Page: 39 of 146  
2021-06-03  
09:14:03

**Port Orford-Langlois School Dist 2CJ, Position 5 (Vote for 1)**

Precinct	Ballots Cast	Reg. Voters	Total Votes	Write-in	Over Votes	Under Votes
Precinct 18	86	450	3	3 100.00%	0	83
Total	86	450	3	3 100.00%	0	83



I hereby certify the votes recorded on this abstract correctly summarize the tally of votes cast at the election indicated.

*Debbie Heller*  
Debbie Heller, CCC  
Coos County Clerk



Certified - Final Official Canvass of Votes  
 May 18, 2021 Special District Election  
 All Precincts, All Districts, All ScanStations, All Contests, All Boxes  
 Total Ballots Cast: 11952, Registered Voters: 47410, Overall Turnout: 25.21%  
 18 precincts reported out of 18 total

**Bandon Port, Position 1 (Vote for 1)**

Precinct	Ballots Cast	Reg. Voters	Total Votes	Rick Goche	Write-in	Over Votes	Under Votes
Precinct 09							
Precinct 10							
Precinct 11	690	1977	330	324 98.18%	6 1.82%	0	360
Precinct 12	964	2827	527	523 99.24%	4 0.76%	0	437
Precinct 14	53	223	33	32 96.97%	1 3.03%	0	20
Precinct 16	1029	2501	541	533 98.52%	8 1.48%	0	488
Precinct 17	1015	3207	500	492 98.40%	8 1.60%	0	515
Precinct 18	86	450	57	57 100.00%	0 0.00%	0	29
<b>Total</b>	<b>3856</b>	<b>11243</b>	<b>2000</b>	<b>1971 98.55%</b>	<b>29 1.45%</b>	<b>0</b>	<b>1856</b>



I hereby certify the votes recorded on this abstract correctly summarize the tally of votes cast at the election indicated.

*Debbie Heller*  
 Debbie Heller, CCC  
 Coos County Clerk

Certified - Final Official Canvass of Votes  
 May 18, 2021 Special District Election  
 All Precincts, All Districts, All ScanStations, All Contests, All Boxes  
 Total Ballots Cast: 11952, Registered Voters: 47410, Overall Turnout: 25.21%  
 18 precincts reported out of 18 total

**Bandon Port, Position 3 (Vote for 1)**

Precinct	Ballots Cast	Reg. Voters	Total Votes	Reg J Pullen	Write-in	Over Votes	Under Votes
Precinct 09							
Precinct 10							
Precinct 11	690	1977	340	335 98.53%	5 1.47%	0	350
Precinct 12	964	2827	517	515 99.61%	2 0.39%	0	447
Precinct 14	53	223	37	37 100.00%	0 0.00%	0	16
Precinct 16	1029	2501	612	607 99.18%	5 0.82%	0	417
Precinct 17	1015	3207	578	571 98.79%	7 1.21%	0	437
Precinct 18	86	450	65	65 100.00%	0 0.00%	0	21
<b>Total</b>	<b>3856</b>	<b>11243</b>	<b>2161</b>	<b>2140 99.03%</b>	<b>21 0.97%</b>	<b>0</b>	<b>1695</b>



I hereby certify the votes recorded on this abstract correctly summarize the tally of votes cast at the election indicated.

*Debbie Heller*  
 Debbie Heller, CCC  
 Coos County Clerk

Certified - Final Official Canvass of Votes  
 May 18, 2021 Special District Election  
 All Precincts, All Districts, All ScanStations, All Contests, All Boxes  
 Total Ballots Cast: 11952, Registered Voters: 47410, Overall Turnout: 25.21%  
 18 precincts reported out of 18 total

**Bandon Port, Position 5-2 Year (Vote for 1)**

Precinct	Ballots Cast	Reg. Voters	Total Votes	Rod Taylor		Harv Schubothe		Write-in		Over Votes	Under Votes
Precinct 09											
Precinct 10											
Precinct 11	690	1977	459	293	63.83%	165	35.95%	1	0.22%	0	231
Precinct 12	964	2827	636	438	68.87%	196	30.82%	2	0.31%	0	328
Precinct 14	53	223	45	36	80.00%	9	20.00%	0	0.00%	0	8
Precinct 16	1029	2501	895	366	40.89%	526	58.77%	3	0.34%	0	134
Precinct 17	1015	3207	914	468	51.20%	444	48.58%	2	0.22%	0	101
Precinct 18	86	450	74	39	52.70%	35	47.30%	0	0.00%	0	12
<b>Total</b>	<b>3856</b>	<b>11243</b>	<b>3038</b>	<b>1648</b>	<b>54.25%</b>	<b>1380</b>	<b>45.42%</b>	<b>10</b>	<b>0.33%</b>	<b>0</b>	<b>818</b>



I hereby certify the votes recorded on this abstract correctly summarize the tally of votes cast at the election indicated.

*Debbie Heller*  
 Debbie Heller, CCC  
 Coos County Clerk

Certified - Final Official Canvass of Votes  
 May 18, 2021 Special District Election  
 All Precincts, All Districts, All ScanStations, All Contests, All Boxes  
 Total Ballots Cast: 11952, Registered Voters: 47410, Overall Turnout: 25.21%  
 18 precincts reported out of 18 total

**Coquille River Port, Position 4 (Vote for 1)**

Precinct	Ballots Cast	Reg. Voters	Total Votes	Fred Fry		Write-in		Over Votes	Under Votes
Precinct 11	144	451	50	47	94.00%	3	6.00%	0	94
Precinct 13	299	1764	223	222	99.55%	1	0.45%	0	76
Precinct 14	304	1784	180	178	98.89%	2	1.11%	0	124
Precinct 15	135	602	87	85	97.70%	2	2.30%	0	48
<b>Total</b>	<b>882</b>	<b>4601</b>	<b>540</b>	<b>532</b>	<b>98.52%</b>	<b>8</b>	<b>1.48%</b>	<b>0</b>	<b>342</b>



I hereby certify the votes recorded on this abstract correctly summarize the tally of votes cast at the election indicated.

*Debbie Heller*  
 Debbie Heller, CCC  
 Coos County Clerk

Certified - Final Official Canvass of Votes  
 May 18, 2021 Special District Election  
 All Precincts, All Districts, All ScanStations, All Contests, All Boxes  
 Total Ballots Cast: 11952, Registered Voters: 47410, Overall Turnout: 25.21%  
 18 precincts reported out of 18 total


Page: 44 of 146  
 2021-06-03  
 09:14:03

**Coquille River Port, Position 5 (Vote for 1)**

Precinct	Ballots Cast	Reg. Voters	Total Votes	Keisha Pierce		Write-in		Over Votes	Under Votes
Precinct 11	144	451	45	42	93.33%	3	6.67%	0	99
Precinct 13	299	1764	223	222	99.55%	1	0.45%	0	76
Precinct 14	304	1784	173	170	98.27%	3	1.73%	0	131
Precinct 15	135	602	83	83	100.00%	0	0.00%	0	52
<b>Total</b>	<b>882</b>	<b>4601</b>	<b>524</b>	<b>517</b>	<b>98.66%</b>	<b>7</b>	<b>1.34%</b>	<b>0</b>	<b>358</b>



I hereby certify the votes recorded on this abstract correctly summarize the tally of votes cast at the election indicated.

  
 Debbie Heller, CCC  
 Coos County Clerk

Certified - Final Official Canvass of Votes  
 May 18, 2021 Special District Election  
 All Precincts, All Districts, All ScanStations, All Contests, All Boxes  
 Total Ballots Cast: 11952, Registered Voters: 47410, Overall Turnout: 25.21%  
 18 precincts reported out of 18 total

**Bay Area Health Dist, Position 3 (Vote for 1)**

Precinct	Ballots Cast	Reg. Voters	Total Votes	Carma Erickson-Hurt	Linet D Samson	Write-in	Over Votes	Under Votes
Precinct 01	769	1982	418	239 57.18%	177 42.34%	2 0.48%	0	351
Precinct 02	863	3246	666	417 62.61%	249 37.39%	0 0.00%	0	197
Precinct 03	1208	3994	832	476 57.21%	345 41.47%	11 1.32%	0	376
Precinct 04	885	2973	656	369 56.25%	284 43.29%	3 0.46%	0	229
Precinct 05	827	4984	660	380 57.58%	279 42.27%	1 0.15%	0	167
Precinct 06	601	2667	450	222 49.33%	227 50.44%	1 0.22%	0	151
Precinct 07	569	3303	408	212 51.96%	195 47.79%	1 0.25%	0	161
Precinct 08	717	4807	514	277 53.89%	230 44.75%	7 1.36%	0	203
Precinct 09	42	290	29	14 48.28%	15 51.72%	0 0.00%	0	13
Precinct 10	698	3129	503	251 49.90%	244 48.51%	8 1.59%	0	195
<b>Total</b>	<b>7179</b>	<b>31375</b>	<b>5136</b>	<b>2857 55.63%</b>	<b>2245 43.71%</b>	<b>34 0.66%</b>	<b>0</b>	<b>2043</b>



I hereby certify the votes recorded on this abstract correctly summarize the tally of votes cast at the election indicated.

*Debbie Heller*  
 Debbie Heller, CCC  
 Coos County Clerk

Certified - Final Official Canvass of Votes  
 May 18, 2021 Special District Election  
 All Precincts, All Districts, All ScanStations, All Contests, All Boxes  
 Total Ballots Cast: 11952, Registered Voters: 47410, Overall Turnout: 25.21%  
 18 precincts reported out of 18 total

**Bay Area Health Dist, Position 4 (Vote for 1)**

Precinct	Ballots Cast	Reg. Voters	Total Votes	Barbara N Taylor		Angila Petris		Write-in		Over Votes	Under Votes
Precinct 01	769	1982	407	239	58.72%	166	40.79%	2	0.49%	0	362
Precinct 02	863	3246	593	358	60.37%	235	39.63%	0	0.00%	0	270
Precinct 03	1208	3994	794	450	56.68%	332	41.81%	12	1.51%	0	414
Precinct 04	885	2973	621	372	59.90%	246	39.61%	3	0.48%	0	264
Precinct 05	827	4984	680	338	49.71%	342	50.29%	0	0.00%	0	147
Precinct 06	601	2667	485	256	52.78%	227	46.80%	2	0.41%	0	116
Precinct 07	569	3303	439	216	49.20%	222	50.57%	1	0.23%	0	130
Precinct 08	717	4807	559	286	51.16%	264	47.23%	9	1.61%	0	158
Precinct 09	42	290	32	13	40.62%	19	59.38%	0	0.00%	0	10
Precinct 10	698	3129	502	265	52.79%	230	45.82%	7	1.39%	0	196
<b>Total</b>	<b>7179</b>	<b>31375</b>	<b>5112</b>	<b>2793</b>	<b>54.64%</b>	<b>2283</b>	<b>44.66%</b>	<b>36</b>	<b>0.70%</b>	<b>0</b>	<b>2067</b>



I hereby certify the votes recorded on this abstract correctly summarize the tally of votes cast at the election indicated.

*Debbie Heller*  
 Debbie Heller, CCC  
 Coos County Clerk

Certified - Final Official Canvass of Votes  
 May 18, 2021 Special District Election  
 All Precincts, All Districts, All ScanStations, All Contests, All Boxes  
 Total Ballots Cast: 11952, Registered Voters: 47410, Overall Turnout: 25.21%  
 18 precincts reported out of 18 total

**Bay Area Health Dist, Position 5 (Vote for 1)**

Precinct	Ballots Cast	Reg. Voters	Total Votes	Cody Borgogno		Donna Rabin		Write-in		Over Votes	Under Votes
Precinct 01	769	1982	427	189	44.26%	237	55.50%	1	0.23%	0	342
Precinct 02	863	3246	671	249	37.11%	419	62.44%	3	0.45%	0	192
Precinct 03	1208	3994	896	274	30.58%	615	68.64%	7	0.78%	0	312
Precinct 04	885	2973	683	215	31.48%	465	68.08%	3	0.44%	0	202
Precinct 05	827	4984	718	298	41.50%	420	58.50%	0	0.00%	0	109
Precinct 06	601	2667	531	179	33.71%	351	66.10%	1	0.19%	0	70
Precinct 07	569	3303	490	167	34.08%	321	65.51%	2	0.41%	0	79
Precinct 08	717	4807	602	256	42.52%	337	55.98%	9	1.50%	0	115
Precinct 09	42	290	37	12	32.43%	25	67.57%	0	0.00%	0	5
Precinct 10	698	3129	585	217	37.09%	363	62.05%	5	0.85%	0	113
<b>Total</b>	<b>7179</b>	<b>31375</b>	<b>5640</b>	<b>2056</b>	<b>36.45%</b>	<b>3553</b>	<b>63.00%</b>	<b>31</b>	<b>0.55%</b>	<b>0</b>	<b>1539</b>



I hereby certify the votes recorded on this abstract correctly summarize the tally of votes cast at the election indicated.

*Debbie Heller*  
 Debbie Heller, CCC  
 Coos County Clerk

Certified - Final Official Canvass of Votes  
 May 18, 2021 Special District Election  
 All Precincts, All Districts, All ScanStations, All Contests, All Boxes  
 Total Ballots Cast: 11952, Registered Voters: 47410, Overall Turnout: 25.21%  
 18 precincts reported out of 18 total

**Bay Area Health Dist, Position 6 (Vote for 1)**

Precinct	Ballots Cast	Reg. Voters	Total Votes	Troy A Cribbins	Write-in	Over Votes	Under Votes
Precinct 01	769	1982	339	338 99.71%	1 0.29%	0	430
Precinct 02	863	3246	489	476 97.34%	13 2.66%	0	374
Precinct 03	1208	3994	642	624 97.20%	18 2.80%	1	565
Precinct 04	885	2973	503	495 98.41%	8 1.59%	0	382
Precinct 05	827	4984	579	569 98.27%	10 1.73%	0	248
Precinct 06	601	2667	396	387 97.73%	9 2.27%	0	205
Precinct 07	569	3303	359	349 97.21%	10 2.79%	0	210
Precinct 08	717	4807	408	395 96.81%	13 3.19%	0	309
Precinct 09	42	290	24	24 100.00%	0 0.00%	0	18
Precinct 10	698	3129	415	407 98.07%	8 1.93%	0	283
<b>Total</b>	<b>7179</b>	<b>31375</b>	<b>4154</b>	<b>4064 97.83%</b>	<b>90 2.17%</b>	<b>1</b>	<b>3024</b>



I hereby certify the votes recorded on this abstract correctly summarize the tally of votes cast at the election indicated.

*Debbie Heller*  
 Debbie Heller, CCC  
 Coos County Clerk


Certified - Final Official Canvass of Votes  
May 18, 2021 Special District Election  
All Precincts, All Districts, All ScanStations, All Contests, All Boxes  
Total Ballots Cast: 11952, Registered Voters: 47410, Overall Turnout: 25.21%  
18 precincts reported out of 18 total

**Coquille Valley Hospital Dist, Position 4 (Vote for 1)**

Precinct	Ballots Cast	Reg. Voters	Total Votes	Colleen Todd		Write-in		Over Votes	Under Votes
Precinct 11	832	2421	423	417	98.58%	6	1.42%	0	409
Precinct 12	964	2827	556	548	98.56%	8	1.44%	0	408
Total	1796	5248	979	965	98.57%	14	1.43%	0	817



I hereby certify the votes recorded on this abstract correctly summarize the tally of votes cast at the election indicated.

  
Debbie Heller, CCC  
Coos County Clerk

Certified - Final Official Canvass of Votes  
May 18, 2021 Special District Election  
All Precincts, All Districts, All ScanStations, All Contests, All Boxes  
Total Ballots Cast: 11952, Registered Voters: 47410, Overall Turnout: 25.21%  
18 precincts reported out of 18 total

**Coquille Valley Hospital Dist, Position 5 (Vote for 1)**

Precinct	Ballots Cast	Reg. Voters	Total Votes	Ray Wheeler	Write-in	Over Votes	Under Votes
Precinct 11	832	2421	401	395 98.50%	6 1.50%	0	431
Precinct 12	964	2827	533	523 98.12%	10 1.88%	0	431
Total	1796	5248	934	918 98.29%	16 1.71%	0	862



I hereby certify the votes recorded on this abstract correctly summarize the tally of votes cast at the election indicated.

*Debbie Heller*  
Debbie Heller, CCC  
Coos County Clerk

Certified - Final Official Canvass of Votes  
May 18, 2021 Special District Election  
All Precincts, All Districts, All ScanStations, All Contests, All Boxes  
Total Ballots Cast: 11952, Registered Voters: 47410, Overall Turnout: 25.21%  
18 precincts reported out of 18 total

**Myrtle Point Health Dist, Position 3 (Vote for 1)**

Precinct	Ballots Cast	Reg. Voters	Total Votes	Gerald Prickett	Write-in	Over Votes	Under Votes
Precinct 13	299	1764	219	217 99.09%	2 0.91%	0	80
Precinct 14	357	2007	216	214 99.07%	2 0.93%	0	141
Total	656	3771	435	431 99.08%	4 0.92%	0	221



I hereby certify the votes recorded on this abstract correctly summarize the tally of votes cast at the election indicated.

*Debbie Heller*  
Debbie Heller, CCC  
Coos County Clerk

Certified - Final Official Canvass of Votes  
May 18, 2021 Special District Election  
All Precincts, All Districts, All ScanStations, All Contests, All Boxes  
Total Ballots Cast: 11952, Registered Voters: 47410, Overall Turnout: 25.21%  
18 precincts reported out of 18 total

Page: 52 of 146  
2021-06-03  
09:14:03

**Myrtle Point Health Dist, Position 4 (Vote for 1)**

Precinct	Ballots Cast	Reg. Voters	Total Votes	Write-in	Over Votes	Under Votes
Precinct 13	299	1764	26	26 100.00%	0	273
Precinct 14	357	2007	42	42 100.00%	0	315
Total	656	3771	68	68 100.00%	0	588



I hereby certify the votes recorded on this abstract correctly summarize the tally of votes cast at the election indicated.

*Debbie Heller*  
Debbie Heller, CCC  
Coos County Clerk

**Myrtle Point Health  
Director – Position 4  
4 Year term**

COUNTY

**COOS**

ELECTION

May 18, 2021  
Special District Election

CANDIDATE OR MEASURE

Smith, Jeffrey C

Lewis, Pamela

Dubisar, Shannon

Hermann, David

Rains, Denesa

2 or Less Votes Each

**TOTAL**

SR 900  
REV 7/15/91

**STATE OF OREGON  
ABSTRACT OF VOTES**

BALLOT NUMBER

NAME OR NO.  
OF PRECINCT

1 Lakeside City & Rural

2 Rural North Bend

3 North Bend City West

4 North Bend City East

5 Coos Bay City West

6 Coos Bay City - Mid

7 Coos Bay City East

8 Rural Coos Bay East

9 Rural Coos Bay West

10 Rural Coos Bay

11 Rural Coquille

12 Coquille City

13 Myrtle Point City

14 Rural Myrtle Point

15 Powers City & Rural

16 Bandon City

17 Rural Bandon

18 Rural Bandon – 2CJ Curry Co

1. Separate sheets for  
President -  
Vice President

2. National committee person  
3. Delegates at large  
4. Delegates - Districts

5. U.S. Senator and Congressperson  
6. State Offices  
7. Judicial Offices

8. State Senators  
9. State Representatives  
10. Others

	Smith, Jeffrey C	Lewis, Pamela	Dubisar, Shannon	Hermann, David	Rains, Denesa				
13 Myrtle Point City	0	2	0	0	0			24	26
14 Rural Myrtle Point	10	2	3	3	3			21	42
<b>TOTALS</b>	<b>10</b>	<b>4</b>	<b>3</b>	<b>3</b>	<b>3</b>			<b>45</b>	<b>68</b>

I certify the votes recorded on this abstract correctly summarize the Tally of votes cast at the election indicated.

Signature of County Clerk

Date of Abstract

*Rebbie Heller*

6/3/21


ABSTRACT OF VOTES AT GENERAL AND SPECIAL ELECTIONS

Votes cast for governor must be on separate page or pages (ORS 254.545).

ABSTRACT OF VOTES AT PRIMARY ELECTIONS

Separate sheets for Democratic, Republican, Nonpartisan and other candidates.

Separate sheets for candidates for city, county (including precinct) and state offices.



Certified - Final Official Canvass of Votes  
May 18, 2021 Special District Election  
All Precincts, All Districts, All ScanStations, All Contests, All Boxes  
Total Ballots Cast: 11952, Registered Voters: 47410, Overall Turnout: 25.21%  
18 precincts reported out of 18 total


Page: 53 of 146  
2021-06-03  
09:14:03

**Myrtle Point Health Dist, Position 5 (Vote for 1)**

Precinct	Ballots Cast	Reg. Voters	Total Votes	Tanya McWilliam		Write-in		Over Votes	Under Votes
Precinct 13	299	1764	223	221	99.10%	2	0.90%	0	76
Precinct 14	357	2007	237	236	99.58%	1	0.42%	0	120
Total	656	3771	460	457	99.35%	3	0.65%	0	196



I hereby certify the votes recorded on this abstract correctly summarize the tally of votes cast at the election indicated.

  
Debbie Heller, CCC  
Coos County Clerk

Certified - Final Official Canvass of Votes  
May 18, 2021 Special District Election  
All Precincts, All Districts, All ScanStations, All Contests, All Boxes  
Total Ballots Cast: 11952, Registered Voters: 47410, Overall Turnout: 25.21%  
18 precincts reported out of 18 total

Page: 54 of 146  
2021-06-03  
09:14:03

**Powers Health Dist, Position 3 (Vote for 1)**

Precinct	Ballots Cast	Reg. Voters	Total Votes	Noble Adamek		Write-in		Over Votes	Under Votes
Precinct 15	135	602	127	124	97.64%	3	2.36%	0	8
Total	135	602	127	124	97.64%	3	2.36%	0	8



I hereby certify the votes recorded on this abstract correctly summarize the tally of votes cast at the election indicated.

*Debbie Heller*  
Debbie Heller, CCC  
Coos County Clerk

Certified - Final Official Canvass of Votes  
May 18, 2021 Special District Election  
All Precincts, All Districts, All ScanStations, All Contests, All Boxes  
Total Ballots Cast: 11952, Registered Voters: 47410, Overall Turnout: 25.21%  
18 precincts reported out of 18 total

Page: 55 of 146  
2021-06-03  
09:14:03

**Powers Health Dist, Position 4 (Vote for 1)**

Precinct	Ballots Cast	Reg. Voters	Total Votes	Mark Rector	Write-in	Over Votes	Under Votes
Precinct 15	135	602	124	121 97.58%	3 2.42%	0	11
Total	135	602	124	121 97.58%	3 2.42%	0	11



I hereby certify the votes recorded on this abstract correctly summarize the tally of votes cast at the election indicated.

*Debbie Heller*  
Debbie Heller, CCC  
Coos County Clerk


Certified - Final Official Canvass of Votes  
 May 18, 2021 Special District Election  
 All Precincts, All Districts, All ScanStations, All Contests, All Boxes  
 Total Ballots Cast: 11952, Registered Voters: 47410, Overall Turnout: 25.21%  
 18 precincts reported out of 18 total

**Powers Health Dist, Position 5 (Vote for 1)**

Precinct	Ballots Cast	Reg. Voters	Total Votes	Debra Byrd		Write-in		Over Votes	Under Votes
Precinct 15	135	602	122	117	95.90%	5	4.10%	0	13
Total	135	602	122	117	95.90%	5	4.10%	0	13



I hereby certify the votes recorded on this abstract correctly summarize the tally of votes cast at the election indicated.

  
 Debbie Heller, CCC  
 Coos County Clerk

Certified - Final Official Canvass of Votes  
May 18, 2021 Special District Election  
All Precincts, All Districts, All ScanStations, All Contests, All Boxes  
Total Ballots Cast: 11952, Registered Voters: 47410, Overall Turnout: 25.21%  
18 precincts reported out of 18 total

**Southern Coos Health Dist, Position 2-2 Year (Vote for 1)**

Precinct	Ballots Cast	Reg. Voters	Total Votes	Write-in	Over Votes	Under Votes
Precinct 11						
Precinct 16	1029	2501	390	390 100.00%	0	639
Precinct 17	1015	3207	257	257 100.00%	0	758
Precinct 18						
Total	2132	6165	664	664 100.00%	0	1468



I hereby certify the votes recorded on this abstract correctly summarize the tally of votes cast at the election indicated.

*Debbie Heller*  
Debbie Heller, CCC  
Coos County Clerk

OFFICE OR MEASURE

**Southern Coos Health  
Director – Position 2  
2 Year Balance**

COUNTY

**COOS**

ELECTION

May 18, 2021  
Special District Election

CANDIDATE OR MEASURE

Schamehorn, Mary

Arnoldt, Lairea

Snyder, Barbara

Erickson-Hurt, Carma

Schulz, Jennifer

Taylor, Benjamin M

Taylor, Rodney

3 or Less Votes Each

Miscellaneous

**TOTALS**

SFR 900  
REV 7/15/91

**STATE OF OREGON  
ABSTRACT OF VOTES**

BALLOT NUMBER

NAME OR NO.  
OF PRECINCT

1 Lakeside City & Rural											
2 Rural North Bend											
3 North Bend City West											
4 North Bend City East											
5 Coos Bay City West											
6 Coos Bay City - Mid											
7 Coos Bay City East											
8 Rural Coos Bay East											
9 Rural Coos Bay West											
10 Rural Coos Bay											
11 Rural Coquille	0	0	0	0	0	0	0	0	0	0	0
12 Coquille City											
13 Myrtle Point City											
14 Rural Myrtle Point											
15 Powers City & Rural											
16 Bandon City	245	75	16	7	0	3	4	39	1	390	
17 Rural Bandon											
18 Rural Bandon – 2CJ Curry Co											
<b>TOTALS</b>	<b>394</b>	<b>118</b>	<b>28</b>	<b>7</b>	<b>6</b>	<b>6</b>	<b>5</b>	<b>98</b>	<b>2</b>	<b>664</b>	

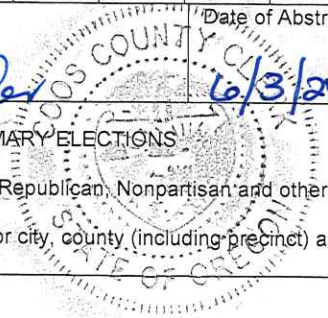
- 1. Separate sheets for President - Vice President
- 2. National committee person
- 3. Delegates at Large
- 4. Delegates - Districts
- 5. U.S. Senator and Congressman
- 6. State Offices
- 7. Judicial Offices
- 8. State Senators
- 9. State Representatives
- 10. Others

I certify the votes recorded on this abstract correctly summarize the Tally of votes cast at the election indicated.

Signature of County Clerk: *Rebbie Heller*  
Date of Abstract: *6/3/21*

ABSTRACT OF VOTES AT GENERAL AND SPECIAL ELECTIONS  
Votes cast for governor must be on separate page or pages (ORS 254.545).

ABSTRACT OF VOTES AT PRIMARY ELECTIONS  
Separate sheets for Democratic, Republican, Nonpartisan and other candidates.  
Separate sheets for candidates for city, county (including precinct) and state offices.



Certified - Final Official Canvass of Votes  
 May 18, 2021 Special District Election  
 All Precincts, All Districts, All ScanStations, All Contests, All Boxes  
 Total Ballots Cast: 11952, Registered Voters: 47410, Overall Turnout: 25.21%  
 18 precincts reported out of 18 total


Page: 58 of 146  
 2021-06-03  
 09:14:03

**Southern Coos Health Dist, Position 4 (Vote for 1)**

Precinct	Ballots Cast	Reg. Voters	Total Votes	Norbert A Johnson	Write-in	Over Votes	Under Votes
Precinct 11							
Precinct 16	1029	2501	508	487 95.87%	21 4.13%	0	521
Precinct 17	1015	3207	461	452 98.05%	9 1.95%	0	554
Precinct 18							
<b>Total</b>	<b>2132</b>	<b>6165</b>	<b>1024</b>	<b>994 97.07%</b>	<b>30 2.93%</b>	<b>0</b>	<b>1108</b>



I hereby certify the votes recorded on this abstract correctly summarize the tally of votes cast at the election indicated.

  
 Debbie Heller, CCC  
 Coos County Clerk

Certified - Final Official Canvass of Votes  
May 18, 2021 Special District Election  
All Precincts, All Districts, All ScanStations, All Contests, All Boxes  
Total Ballots Cast: 11952, Registered Voters: 47410, Overall Turnout: 25.21%  
18 precincts reported out of 18 total

**Southern Coos Health Dist, Position 5 (Vote for 1)**

Precinct	Ballots Cast	Reg. Voters	Total Votes	Brent J Bischoff	Write-in	Over Votes	Under Votes
Precinct 11							
Precinct 16	1029	2501	484	468 96.69%	16 3.31%	0	545
Precinct 17	1015	3207	453	445 98.23%	8 1.77%	0	562
Precinct 18							
Total	2132	6165	992	968 97.58%	24 2.42%	0	1140



I hereby certify the votes recorded on this abstract correctly summarize the tally of votes cast at the election indicated.

*Debbie Heller*  
Debbie Heller, CCC  
Coos County Clerk


Certified - Final Official Canvass of Votes  
 May 18, 2021 Special District Election  
 All Precincts, All Districts, All ScanStations, All Contests, All Boxes  
 Total Ballots Cast: 11952, Registered Voters: 47410, Overall Turnout: 25.21%  
 18 precincts reported out of 18 total

**Bandon RFPD, Position 1 (Vote for 1)**

Precinct	Ballots Cast	Reg. Voters	Total Votes	Anthony Zunino	Write-in	Over Votes	Under Votes
Precinct 09							
Precinct 11							
Precinct 17	1013	3199	567	557 98.24%	10 1.76%	0	446
Precinct 18	84	436	62	62 100.00%	0 0.00%	0	22
<b>Total</b>	<b>1114</b>	<b>3686</b>	<b>640</b>	<b>630 98.44%</b>	<b>10 1.56%</b>	<b>0</b>	<b>474</b>



I hereby certify the votes recorded on this abstract correctly summarize the tally of votes cast at the election indicated.

  
 Debbie Heller, CCC  
 Coos County Clerk

Certified - Final Official Canvass of Votes  
 May 18, 2021 Special District Election  
 All Precincts, All Districts, All ScanStations, All Contests, All Boxes  
 Total Ballots Cast: 11952, Registered Voters: 47410, Overall Turnout: 25.21%  
 18 precincts reported out of 18 total

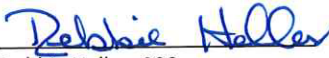
Page: 61 of 146  
 2021-06-03  
 09:14:03

**Bandon RFPD, Position 2 (Vote for 1)**

Precinct	Ballots Cast	Reg. Voters	Total Votes	Jeannette Harper		Larry E Sabin		Write-in		Over Votes	Under Votes
Precinct 09											
Precinct 11											
Precinct 17	1013	3199	711	233	32.77%	472	66.39%	6	0.84%	0	302
Precinct 18	84	436	69	30	43.48%	39	56.52%	0	0.00%	0	15
<b>Total</b>	<b>1114</b>	<b>3686</b>	<b>793</b>	<b>272</b>	<b>34.30%</b>	<b>515</b>	<b>64.94%</b>	<b>6</b>	<b>0.76%</b>	<b>0</b>	<b>321</b>



I hereby certify the votes recorded on this abstract correctly summarize the tally of votes cast at the election indicated.

  
 Debbie Heller, CCC  
 Coos County Clerk

Certified - Final Official Canvass of Votes  
May 18, 2021 Special District Election  
All Precincts, All Districts, All ScanStations, All Contests, All Boxes  
Total Ballots Cast: 11952, Registered Voters: 47410, Overall Turnout: 25.21%  
18 precincts reported out of 18 total

Page: 62 of 146  
2021-06-03  
09:14:03

**Bridge RFPD, Position 1 (Vote for 1)**

Precinct	Ballots Cast	Reg. Voters	Total Votes	Write-in	Over Votes	Under Votes
Precinct 14	63	409	12	12 100.00%	0	51
Total	63	409	12	12 100.00%	0	51



I hereby certify the votes recorded on this abstract correctly summarize the tally of votes cast at the election indicated.

*Debbie Heller*  
Debbie Heller, CCC  
Coos County Clerk

OFFICE OR MEASURE

**Bridge RFPD  
Director – Position 1  
4 Year Term**

COUNTY

**COOS**

ELECTION

May 18, 2021  
Special District Election

CANDIDATE OR MEASURE

Patnode, Ronnie

Cooper, Steve R

Long, Kennith

Reigard, Jesse

**STATOT**

SER 900  
REV 7/15/91

**STATE OF OREGON  
ABSTRACT OF VOTES**

BALLOT NUMBER

NAME OR NO.  
OF PRECINCT

1 Lakeside City & Rural

2 Rural North Bend

3 North Bend City West

4 North Bend City East

5 Coos Bay City West

6 Coos Bay City - Mid

7 Coos Bay City East

8 Rural Coos Bay East

9 Rural Coos Bay West

10 Rural Coos Bay

11 Rural Coquille

12 Coquille City

13 Myrtle Point City

14 Rural Myrtle Point

15 Powers City & Rural

16 Bandon City

17 Rural Bandon

18 Rural Bandon – 2CJ Curry Co

Separate sheets for  
I. President -  
Vice President  
2. National committeeperson  
3. Delegates at Large  
4. Delegates - Districts  
5. U.S. Senator and Congressperson  
6. State Offices  
7. Judicial Offices  
8. State Senators  
9. State Representatives  
10. Others

**TOTALS**

9

1

1

1

12

I certify the votes recorded on this abstract correctly summarize the Tally of votes cast at the election indicated.

Signature of County Clerk

Date of Abstract

*Debbie Heller* *6/3/21*


ABSTRACT OF VOTES AT GENERAL AND SPECIAL ELECTIONS

Votes cast for governor must be on separate page or pages (ORS 254.545).

ABSTRACT OF VOTES AT PRIMARY ELECTIONS

Separate sheets for Democratic, Republican, Nonpartisan and other candidates.

Separate sheets for candidates for city, county (including precinct) and state offices.



Certified - Final Official Canvass of Votes  
May 18, 2021 Special District Election  
All Precincts, All Districts, All ScanStations, All Contests, All Boxes  
Total Ballots Cast: 11952, Registered Voters: 47410, Overall Turnout: 25.21%  
18 precincts reported out of 18 total

Page: 63 of 146  
2021-06-03  
09:14:03

**Bridge RFPD, Position 2 (Vote for 1)**

Precinct	Ballots Cast	Reg. Voters	Total Votes	Debra Hamm	Write-in	Over Votes	Under Votes
Precinct 14	63	409	47	47 100.00%	0 0.00%	0	16
Total	63	409	47	47 100.00%	0 0.00%	0	16



I hereby certify the votes recorded on this abstract correctly summarize the tally of votes cast at the election indicated.

*Debbie Heller*  
Debbie Heller, CCC  
Coos County Clerk

Certified - Final Official Canvass of Votes  
May 18, 2021 Special District Election  
All Precincts, All Districts, All ScanStations, All Contests, All Boxes  
Total Ballots Cast: 11952, Registered Voters: 47410, Overall Turnout: 25.21%  
18 precincts reported out of 18 total

Page: 64 of 146  
2021-06-03  
09:14:03

**Bridge RFPD, Position 3-2 Year (Vote for 1)**

Precinct	Ballots Cast	Reg. Voters	Total Votes	Write-in	Over Votes	Under Votes
Precinct 14	63	409	12	12 100.00%	0	51
Total	63	409	12	12 100.00%	0	51



I hereby certify the votes recorded on this abstract correctly summarize the tally of votes cast at the election indicated.

*Debbie Heller*  
Debbie Heller, CCC  
Coos County Clerk

OFFICE OR MEASURE

**Bridge RFPD  
Director – Position 3  
2 Year Balance**

COUNTY

**COOS**

ELECTION

May 18, 2021  
Special District Election

CANDIDATE OR MEASURE

Reigard, Jesse

Davis, Randall J

Stone, Daniel

**STATOT**

BALLOT NUMBER

NAME OR NO.  
OF PRECINCT

1 Lakeside City & Rural

2 Rural North Bend

3 North Bend City West

4 North Bend City East

5 Coos Bay City West

6 Coos Bay City - Mid

7 Coos Bay City East

8 Rural Coos Bay East

9 Rural Coos Bay West

10 Rural Coos Bay

11 Rural Coquille

12 Coquille City

13 Myrtle Point City

14 Rural Myrtle Point

15 Powers City & Rural

16 Bandon City

17 Rural Bandon

18 Rural Bandon – 2CJ Curry Co

10

1

1

12

**TOTALS**

10

1

1

12

I certify the votes recorded on this abstract correctly summarize the Tally of votes cast at the election indicated.

Signature of County Clerk

Date of Abstract

*Debbie Heller*

6/3/21

ABSTRACT OF VOTES AT GENERAL AND SPECIAL ELECTIONS

Votes cast for governor must be on separate page or pages (ORS 254.545).

ABSTRACT OF VOTES AT PRIMARY ELECTIONS


Separate sheets for Democratic, Republican, Nonpartisan and other candidates.

Separate sheets for candidates for city, county (including precinct) and state offices.

SER 900  
REV 7/15/91

STATE OF OREGON  
ABSTRACT OF VOTES

- 1. Separate sheets for Vice President
- 2. National committee person
- 3. Delegates at Large
- 4. Delegates - Districts
- 5. U.S. Senator and Congressperson
- 6. State Offices
- 7. Judicial Offices
- 8. State Senators
- 9. State Representatives
- 10. Others



Certified - Final Official Canvass of Votes  
May 18, 2021 Special District Election  
All Precincts, All Districts, All ScanStations, All Contests, All Boxes  
Total Ballots Cast: 11952, Registered Voters: 47410, Overall Turnout: 25.21%  
18 precincts reported out of 18 total

**Bridge RFPD, Position 4-2 Year (Vote for 1)**

Precinct	Ballots Cast	Reg. Voters	Total Votes	Write-in	Over Votes	Under Votes
Precinct 14	63	409	13	13 100.00%	0	50
Total	63	409	13	13 100.00%	0	50



I hereby certify the votes recorded on this abstract correctly summarize the tally of votes cast at the election indicated.

*Debbie Heller*  
Debbie Heller, CCC  
Coos County Clerk



Certified - Final Official Canvass of Votes  
May 18, 2021 Special District Election  
All Precincts, All Districts, All ScanStations, All Contests, All Boxes  
Total Ballots Cast: 11952, Registered Voters: 47410, Overall Turnout: 25.21%  
18 precincts reported out of 18 total

Page: 66 of 146  
2021-06-03  
09:14:03

**Bunker Hill RFPD, Position 2 (Vote for 1)**

Precinct	Ballots Cast	Reg. Voters	Total Votes	Write-in	Over Votes	Under Votes
Precinct 08	32	433	4	4 100.00%	0	28
Total	32	433	4	4 100.00%	0	28



I hereby certify the votes recorded on this abstract correctly summarize the tally of votes cast at the election indicated.

*Debbie Heller*  
Debbie Heller, CCC  
Coos County Clerk



Certified - Final Official Canvass of Votes  
May 18, 2021 Special District Election  
All Precincts, All Districts, All ScanStations, All Contests, All Boxes  
Total Ballots Cast: 11952, Registered Voters: 47410, Overall Turnout: 25.21%  
18 precincts reported out of 18 total

Page: 67 of 146  
2021-06-03  
09:14:03

**Bunker Hill RFPD, Position 3 (Vote for 1)**

Precinct	Ballots Cast	Reg. Voters	Total Votes	Write-in	Over Votes	Under Votes
Precinct 08	32	433	3	3 100.00%	0	29
Total	32	433	3	3 100.00%	0	29



I hereby certify the votes recorded on this abstract correctly summarize the tally of votes cast at the election indicated.

*Debbie Heller*  
Debbie Heller, CCC  
Coos County Clerk

OFFICE OR MEASURE

**Bunker Hill RFPD  
Director – Position 3  
4 Year Term**

COUNTY

**COOS**

ELECTION

May 18, 2021  
Special District Election

CANDIDATE OR MEASURE

**Mauer, Andrew**

BALLOT NUMBER

NAME OR NO.  
OF PRECINCT

**TOTAL**

SER 9000  
REV. 7/15/91

**STATE OF OREGON  
ABSTRACT OF VOTES**

- 1 Lakeside City & Rural
- 2 Rural North Bend
- 3 North Bend City West
- 4 North Bend City East
- 5 Coos Bay City West
- 6 Coos Bay City - Mid
- 7 Coos Bay City East
- 8 Rural Coos Bay East
- 9 Rural Coos Bay West
- 10 Rural Coos Bay
- 11 Rural Coquille
- 12 Coquille City
- 13 Myrtle Point City
- 14 Rural Myrtle Point
- 15 Powers City & Rural
- 16 Bandon City
- 17 Rural Bandon
- 18 Rural Bandon – 2CJ Curry Co

3

3

**TOTALS**

3

3

- 1. Separate sheets for President - Vice President
- 2. National committee person
- 3. Delegates at Large
- 4. Delegates - Districts
- 5. U.S. Senator and Congressman
- 6. State Offices
- 7. Judicial Offices
- 8. State Senators
- 9. State Representatives
- 10. Others

I certify the votes recorded on this abstract correctly summarize the Tally of votes cast at the election indicated.

Signature of County Clerk

Date of Abstract

*Debbie Heller* **COOS COUNTY** **6/3/21**


ABSTRACT OF VOTES AT GENERAL AND SPECIAL ELECTIONS

Votes cast for governor must be on separate page or pages (ORS 254.545).

ABSTRACT OF VOTES AT PRIMARY ELECTIONS

Separate sheets for Democratic, Republican, Nonpartisan and other candidates.

Separate sheets for candidates for city, county (including precinct) and state offices.



Certified - Final Official Canvass of Votes  
May 18, 2021 Special District Election  
All Precincts, All Districts, All ScanStations, All Contests, All Boxes  
Total Ballots Cast: 11952, Registered Voters: 47410, Overall Turnout: 25.21%  
18 precincts reported out of 18 total

**Bunker Hill RFPD, Position 4 (Vote for 1)**

Precinct	Ballots Cast	Reg. Voters	Total Votes	Ronald Fox	Write-in	Over Votes	Under Votes
Precinct 08	32	433	24	24 100.00%	0 0.00%	0	8
Total	32	433	24	24 100.00%	0 0.00%	0	8



I hereby certify the votes recorded on this abstract correctly summarize the tally of votes cast at the election indicated.

*Debbie Heller*  
Debbie Heller, CCC  
Coos County Clerk

Certified - Final Official Canvass of Votes  
May 18, 2021 Special District Election  
All Precincts, All Districts, All ScanStations, All Contests, All Boxes  
Total Ballots Cast: 11952, Registered Voters: 47410, Overall Turnout: 25.21%  
18 precincts reported out of 18 total


Page: 69 of 146  
2021-06-03  
09:14:03

**Bunker Hill RFPD, Position 5-2 Year (Vote for 1)**

Precinct	Ballots Cast	Reg. Voters	Total Votes	Write-in	Over Votes	Under Votes
Precinct 08	32	433	1	1 100.00%	0	31
Total	32	433	1	1 100.00%	0	31



I hereby certify the votes recorded on this abstract correctly summarize the tally of votes cast at the election indicated.

  
Debbie Heller, CCC  
Coos County Clerk



Certified - Final Official Canvass of Votes  
 May 18, 2021 Special District Election  
 All Precincts, All Districts, All Scan Stations, All Contests, All Boxes  
 Total Ballots Cast: 11952, Registered Voters: 47410, Overall Turnout: 25.21%  
 18 precincts reported out of 18 total

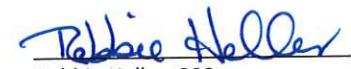
Page: 70 of 146  
 2021-06-03  
 09:14:03

**Charleston RFPD, Position 2 (Vote for 1)**

Precinct	Ballots Cast	Reg. Voters	Total Votes	Donald Manley		Write-in		Over Votes	Under Votes
Precinct 08	378	2544	255	251	98.43%	4	1.57%	0	123
Precinct 09	61	394	37	37	100.00%	0	0.00%	0	24
<b>Total</b>	<b>439</b>	<b>2938</b>	<b>292</b>	<b>288</b>	<b>98.63%</b>	<b>4</b>	<b>1.37%</b>	<b>0</b>	<b>147</b>



I hereby certify the votes recorded on this abstract correctly summarize the tally of votes cast at the election indicated.

  
 Debbie Heller, CCC  
 Coos County Clerk

Certified - Final Official Canvass of Votes  
 May 18, 2021 Special District Election  
 All Precincts, All Districts, All ScanStations, All Contests, All Boxes  
 Total Ballots Cast: 11952, Registered Voters: 47410, Overall Turnout: 25.21%  
 18 precincts reported out of 18 total


Page: 71 of 146  
 2021-06-03  
 09:14:03

**Charleston RFPD, Position 4 (Vote for 1)**

Precinct	Ballots Cast	Reg. Voters	Total Votes	Nancy Santos		Write-in		Over Votes	Under Votes
Precinct 08	378	2544	251	248	98.80%	3	1.20%	0	127
Precinct 09	61	394	37	37	100.00%	0	0.00%	0	24
<b>Total</b>	<b>439</b>	<b>2938</b>	<b>288</b>	<b>285</b>	<b>98.96%</b>	<b>3</b>	<b>1.04%</b>	<b>0</b>	<b>151</b>



I hereby certify the votes recorded on this abstract correctly summarize the tally of votes cast at the election indicated.

  
 Debbie Heller, CCC  
 Coos County Clerk

Certified - Final Official Canvass of Votes  
May 18, 2021 Special District Election  
All Precincts, All Districts, All ScanStations, All Contests, All Boxes  
Total Ballots Cast: 11952, Registered Voters: 47410, Overall Turnout: 25.21%  
18 precincts reported out of 18 total

Page: 72 of 146  
2021-06-03  
09:14:03

**Coquille RFPD, Position 1 (Vote for 1)**

Precinct	Ballots Cast	Reg. Voters	Total Votes	Jeff Messerle	Write-in	Over Votes	Under Votes
Precinct 11	593	1594	369	366 99.19%	3 0.81%	0	224
Precinct 14	93	522	65	63 96.92%	2 3.08%	0	28
Total	686	2116	434	429 98.85%	5 1.15%	0	252



I hereby certify the votes recorded on this abstract correctly summarize the tally of votes cast at the election indicated.

*Debbie Heller*  
Debbie Heller, CCC  
Coos County Clerk

Certified - Final Official Canvass of Votes  
May 18, 2021 Special District Election  
All Precincts, All Districts, All ScanStations, All Contests, All Boxes  
Total Ballots Cast: 11952, Registered Voters: 47410, Overall Turnout: 25.21%  
18 precincts reported out of 18 total

Page: 73 of 146  
2021-06-03  
09:14:03

**Coquille RFPD, Position 2-2 Year (Vote for 1)**

Precinct	Ballots Cast	Reg. Voters	Total Votes	Write-in	Over Votes	Under Votes
Precinct 11	593	1594	41	41 100.00%	0	552
Precinct 14	93	522	13	13 100.00%	0	80
Total	686	2116	54	54 100.00%	0	632



I hereby certify the votes recorded on this abstract correctly summarize the tally of votes cast at the election indicated.

*Debbie Heller*

Debbie Heller, CCC  
Coos County Clerk



Certified - Final Official Canvass of Votes  
 May 18, 2021 Special District Election  
 All Precincts, All Districts, All ScanStations, All Contests, All Boxes  
 Total Ballots Cast: 11952, Registered Voters: 47410, Overall Turnout: 25.21%  
 18 precincts reported out of 18 total

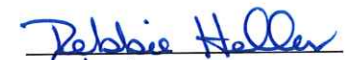
Page: 74 of 146  
 2021-06-03  
 09:14:03

**Coquille RFPD, Position 4 (Vote for 1)**

Precinct	Ballots Cast	Reg. Voters	Total Votes	Jeff Waddington		Write-in		Over Votes	Under Votes
Precinct 11	593	1594	391	389	99.49%	2	0.51%	0	202
Precinct 14	93	522	61	61	100.00%	0	0.00%	0	32
<b>Total</b>	<b>686</b>	<b>2116</b>	<b>452</b>	<b>450</b>	<b>99.56%</b>	<b>2</b>	<b>0.44%</b>	<b>0</b>	<b>234</b>



I hereby certify the votes recorded on this abstract correctly summarize the tally of votes cast at the election indicated.

  
 Debbie Heller, CCC  
 Coos County Clerk

Certified - Final Official Canvass of Votes  
May 18, 2021 Special District Election  
All Precincts, All Districts, All ScanStations, All Contests, All Boxes  
Total Ballots Cast: 11952, Registered Voters: 47410, Overall Turnout: 25.21%  
18 precincts reported out of 18 total

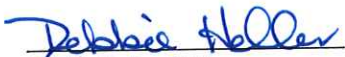
Page: 75 of 146  
2021-06-03  
09:14:03

**Coquille RFPD, Position 5 (Vote for 1)**

Precinct	Ballots Cast	Reg. Voters	Total Votes	Tyler GeDeros		Write-in		Over Votes	Under Votes
Precinct 11	593	1594	372	370	99.46%	2	0.54%	0	221
Precinct 14	93	522	65	65	100.00%	0	0.00%	0	28
Total	686	2116	437	435	99.54%	2	0.46%	0	249



I hereby certify the votes recorded on this abstract correctly summarize the tally of votes cast at the election indicated.

  
Debbie Heller, CCC  
Coos County Clerk

Certified - Final Official Canvass of Votes  
 May 18, 2021 Special District Election  
 All Precincts, All Districts, All ScanStations, All Contests, All Boxes  
 Total Ballots Cast: 11952, Registered Voters: 47410, Overall Turnout: 25.21%  
 18 precincts reported out of 18 total

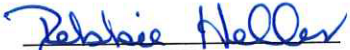
Page: 76 of 146  
 2021-06-03  
 09:14:03

**Dora Sitkum RFPD, Position 3 (Vote for 1)**

Precinct	Ballots Cast	Reg. Voters	Total Votes	Mark Stoller	Write-in	Over Votes	Under Votes
Precinct 11							
Precinct 14							
<b>Total</b>	54	188	42	41 97.62%	1 2.38%	0	12



I hereby certify the votes recorded on this abstract correctly summarize the tally of votes cast at the election indicated.

  
 Debbie Heller, CCC  
 Coos County Clerk

Certified - Final Official Canvass of Votes  
 May 18, 2021 Special District Election  
 All Precincts, All Districts, All ScanStations, All Contests, All Boxes  
 Total Ballots Cast: 11952, Registered Voters: 47410, Overall Turnout: 25.21%  
 18 precincts reported out of 18 total

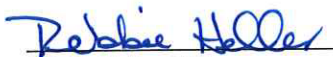
Page: 77 of 146  
 2021-06-03  
 09:14:03

**Dora Sitkum RFPD, Position 5 (Vote for 1)**

Precinct	Ballots Cast	Reg. Voters	Total Votes	Betty Vaughn	Write-in	Over Votes	Under Votes
Precinct 11							
Precinct 14							
<b>Total</b>	54	188	43	42 97.67%	1 2.33%	0	11



I hereby certify the votes recorded on this abstract correctly summarize the tally of votes cast at the election indicated.

  
 Debbie Heller, CCC  
 Coos County Clerk

Certified - Final Official Canvass of Votes  
 May 18, 2021 Special District Election  
 All Precincts, All Districts, All ScanStations, All Contests, All Boxes  
 Total Ballots Cast: 11952, Registered Voters: 47410, Overall Turnout: 25.21%  
 18 precincts reported out of 18 total


Page: 78 of 146  
 2021-06-03  
 09:14:03

**Fairview RFPD, Position 3-2 Year (Vote for 1)**

Precinct	Ballots Cast	Reg. Voters	Total Votes	Danielle Duncan	Write-in	Over Votes	Under Votes
Precinct 11							
Precinct 14							
<b>Total</b>	121	353	71	69 97.18%	2 2.82%	0	50



I hereby certify the votes recorded on this abstract correctly summarize the tally of votes cast at the election indicated.

  
 Debbie Heller, CCC  
 Coos County Clerk

Certified - Final Official Canvass of Votes  
 May 18, 2021 Special District Election  
 All Precincts, All Districts, All ScanStations, All Contests, All Boxes  
 Total Ballots Cast: 11952, Registered Voters: 47410, Overall Turnout: 25.21%  
 18 precincts reported out of 18 total


Page: 79 of 146  
 2021-06-03  
 09:14:03

**Fairview RFPD, Position 4 (Vote for 1)**

Precinct	Ballots Cast	Reg. Voters	Total Votes	Ron Goble	Write-in	Over Votes	Under Votes
Precinct 11							
Precinct 14							
<b>Total</b>	121	353	77	74 96.10%	3 3.90%	0	44



I hereby certify the votes recorded on this abstract correctly summarize the tally of votes cast at the election indicated.

  
 Debbie Heller, CCC  
 Coos County Clerk

Certified - Final Official Canvass of Votes  
 May 18, 2021 Special District Election  
 All Precincts, All Districts, All ScanStations, All Contests, All Boxes  
 Total Ballots Cast: 11952, Registered Voters: 47410, Overall Turnout: 25.21%  
 18 precincts reported out of 18 total


Page: 80 of 146  
 2021-06-03  
 09:14:03

**Fairview RFPD, Position 5 (Vote for 1)**

Precinct	Ballots Cast	Reg. Voters	Total Votes	Paul L Wager	Write-in	Over Votes	Under Votes
Precinct 11							
Precinct 14							
<b>Total</b>	121	353	73	72 98.63%	1 1.37%	0	48



I hereby certify the votes recorded on this abstract correctly summarize the tally of votes cast at the election indicated.

  
 Debbie Heller, CCC  
 Coos County Clerk

Certified - Final Official Canvass of Votes  
 May 18, 2021 Special District Election  
 All Precincts, All Districts, All ScanStations, All Contests, All Boxes  
 Total Ballots Cast: 11952, Registered Voters: 47410, Overall Turnout: 25.21%  
 18 precincts reported out of 18 total


Page: 81 of 146  
 2021-06-03  
 09:14:03

**Greenacres RFPD, Position 4 (Vote for 1)**

Precinct	Ballots Cast	Reg. Voters	Total Votes	James Mann	Write-in	Over Votes	Under Votes
Precinct 08							
Precinct 10	96	492	70	66 94.29%	4 5.71%	0	26
Precinct 11							
<b>Total</b>	<b>158</b>	<b>779</b>	<b>100</b>	<b>95 95.00%</b>	<b>5 5.00%</b>	<b>0</b>	<b>58</b>



I hereby certify the votes recorded on this abstract correctly summarize the tally of votes cast at the election indicated.

  
 Debbie Heller, CCC  
 Coos County Clerk

Certified - Final Official Canvass of Votes  
May 18, 2021 Special District Election  
All Precincts, All Districts, All ScanStations, All Contests, All Boxes  
Total Ballots Cast: 11952, Registered Voters: 47410, Overall Turnout: 25.21%  
18 precincts reported out of 18 total

Page: 82 of 146  
2021-06-03  
09:14:03

**Greenacres RFPD, Position 5 (Vote for 1)**

Precinct	Ballots Cast	Reg. Voters	Total Votes	Write-in	Over Votes	Under Votes
Precinct 08						
Precinct 10	96	492	25	25 100.00%	0	71
Precinct 11						
Total	158	779	31	31 100.00%	0	127



I hereby certify the votes recorded on this abstract correctly summarize the tally of votes cast at the election indicated.

*Debbie Heller*

Debbie Heller, CCC  
Coos County Clerk



Certified - Final Official Canvass of Votes  
 May 18, 2021 Special District Election  
 All Precincts, All Districts, All ScanStations, All Contests, All Boxes  
 Total Ballots Cast: 11952, Registered Voters: 47410, Overall Turnout: 25.21%  
 18 precincts reported out of 18 total


Page: 83 of 146  
 2021-06-03  
 09:14:03

**Hauser RFPD, Position 1 (Vote for 1)**

Precinct	Ballots Cast	Reg. Voters	Total Votes	David Bowman	Jack Hoffman	Write-in	Over Votes	Under Votes
Precinct 01								
Precinct 02								
<b>Total</b>	279	1144	245	145 59.18%	100 40.82%	0 0.00%	0	34



I hereby certify the votes recorded on this abstract correctly summarize the tally of votes cast at the election indicated.

  
 Debbie Heller, CCC  
 Coos County Clerk

Certified - Final Official Canvass of Votes  
 May 18, 2021 Special District Election  
 All Precincts, All Districts, All ScanStations, All Contests, All Boxes  
 Total Ballots Cast: 11952, Registered Voters: 47410, Overall Turnout: 25.21%  
 18 precincts reported out of 18 total


Page: 84 of 146  
 2021-06-03  
 09:14:03

**Hauser RFPD, Position 2 (Vote for 1)**

Precinct	Ballots Cast	Reg. Voters	Total Votes	Bill Hastings	Write-in	Over Votes	Under Votes
Precinct 01							
Precinct 02							
<b>Total</b>	279	1144	215	214 99.53%	1 0.47%	0	64



I hereby certify the votes recorded on this abstract correctly summarize the tally of votes cast at the election indicated.

  
 Debbie Heller, CCC  
 Coos County Clerk

Certified - Final Official Canvass of Votes  
 May 18, 2021 Special District Election  
 All Precincts, All Districts, All ScanStations, All Contests, All Boxes  
 Total Ballots Cast: 11952, Registered Voters: 47410, Overall Turnout: 25.21%  
 18 precincts reported out of 18 total

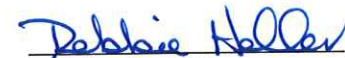
Page: 85 of 146  
 2021-06-03  
 09:14:03

**Lakeside RFPD, Position 2-2 Year (Vote for 1)**

Precinct	Ballots Cast	Reg. Voters	Total Votes	Mike Smith	Write-in	Over Votes	Under Votes
Precinct 01							
Precinct 02							
<b>Total</b>	770	1947	418	364 87.08%	54 12.92%	0	352



I hereby certify the votes recorded on this abstract correctly summarize the tally of votes cast at the election indicated.

  
 Debbie Heller, CCC  
 Coos County Clerk

Certified - Final Official Canvass of Votes  
 May 18, 2021 Special District Election  
 All Precincts, All Districts, All ScanStations, All Contests, All Boxes  
 Total Ballots Cast: 11952, Registered Voters: 47410, Overall Turnout: 25.21%  
 18 precincts reported out of 18 total

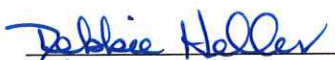
Page: 86 of 146  
 2021-06-03  
 09:14:03

**Lakeside RFPD, Position 4 (Vote for 1)**

Precinct	Ballots Cast	Reg. Voters	Total Votes	Jim S Towan	Michael Armstrong	Write-in	Over Votes	Under Votes
Precinct 01								
Precinct 02								
<b>Total</b>	770	1947	542	324 59.78%	206 38.01%	12 2.21%	0	228



I hereby certify the votes recorded on this abstract correctly summarize the tally of votes cast at the election indicated.

  
 Debbie Heller, CCC  
 Coos County Clerk

Certified - Final Official Canvass of Votes  
 May 18, 2021 Special District Election  
 All Precincts, All Districts, All ScanStations, All Contests, All Boxes  
 Total Ballots Cast: 11952, Registered Voters: 47410, Overall Turnout: 25.21%  
 18 precincts reported out of 18 total

Page: 87 of 146  
 2021-06-03  
 09:14:03

**Lakeside RFPD, Position 5 (Vote for 1)**

Precinct	Ballots Cast	Reg. Voters	Total Votes	Alan G Pointer	Write-in	Over Votes	Under Votes
Precinct 01							
Precinct 02							
<b>Total</b>	770	1947	416	385 92.55%	31 7.45%	0	354



I hereby certify the votes recorded on this abstract correctly summarize the tally of votes cast at the election indicated.

  
 Debbie Heller, CCC  
 Coos County Clerk

Certified - Final Official Canvass of Votes  
May 18, 2021 Special District Election  
All Precincts, All Districts, All ScanStations, All Contests, All Boxes  
Total Ballots Cast: 11952, Registered Voters: 47410, Overall Turnout: 25.21%  
18 precincts reported out of 18 total

Page: 88 of 146  
2021-06-03  
09:14:03

**Libby RFPD, Position 4 (Vote for 1)**

Precinct	Ballots Cast	Reg. Voters	Total Votes	Keith Eversole	Write-in	Over Votes	Under Votes
Precinct 08	129	747	73	72 98.63%	1 1.37%	0	56
Total	129	747	73	72 98.63%	1 1.37%	0	56



I hereby certify the votes recorded on this abstract correctly summarize the tally of votes cast at the election indicated.

*Debbie Heller*  
Debbie Heller, CCC  
Coos County Clerk

Certified - Final Official Canvass of Votes  
May 18, 2021 Special District Election  
All Precincts, All Districts, All ScanStations, All Contests, All Boxes  
Total Ballots Cast: 11952, Registered Voters: 47410, Overall Turnout: 25.21%  
18 precincts reported out of 18 total

Page: 89 of 146  
2021-06-03  
09:14:03

**Libby RFPD, Position 5 (Vote for 1)**

Precinct	Ballots Cast	Reg. Voters	Total Votes	Fred Wills		Write-in		Over Votes	Under Votes
Precinct 08	129	747	70	67	95.71%	3	4.29%	0	59
Total	129	747	70	67	95.71%	3	4.29%	0	59



I hereby certify the votes recorded on this abstract correctly summarize the tally of votes cast at the election indicated.

*Debbie Heller*  
Debbie Heller, CCC  
Coos County Clerk

Certified - Final Official Canvass of Votes  
 May 18, 2021 Special District Election  
 All Precincts, All Districts, All ScanStations, All Contests, All Boxes  
 Total Ballots Cast: 11952, Registered Voters: 47410, Overall Turnout: 25.21%  
 18 precincts reported out of 18 total


Page: 90 of 146  
 2021-06-03  
 09:14:03

**Millington RFPD, Position 2 (Vote for 1)**

Precinct	Ballots Cast	Reg. Voters	Total Votes	Jordan Slape		Bob Aton		Write-in		Over Votes	Under Votes
Precinct 08	135	875	97	57	58.76%	40	41.24%	0	0.00%	0	38
Precinct 10	263	1128	174	81	46.55%	92	52.87%	1	0.57%	0	89
<b>Total</b>	<b>398</b>	<b>2003</b>	<b>271</b>	<b>138</b>	<b>50.92%</b>	<b>132</b>	<b>48.71%</b>	<b>1</b>	<b>0.37%</b>	<b>0</b>	<b>127</b>



I hereby certify the votes recorded on this abstract correctly summarize the tally of votes cast at the election indicated.

  
 Debbie Heller, CCC  
 Coos County Clerk

Certified - Final Official Canvass of Votes  
 May 18, 2021 Special District Election  
 All Precincts, All Districts, All ScanStations, All Contests, All Boxes  
 Total Ballots Cast: 11952, Registered Voters: 47410, Overall Turnout: 25.21%  
 18 precincts reported out of 18 total


Page: 91 of 146  
 2021-06-03  
 09:14:03

**Millington RFPD, Position 4 (Vote for 1)**

Precinct	Ballots Cast	Reg. Voters	Total Votes	Wendy Abel- Hatzel		Write-in		Over Votes	Under Votes
Precinct 08	135	875	77	77	100.00%	0	0.00%	0	58
Precinct 10	263	1128	180	177	98.33%	3	1.67%	0	83
<b>Total</b>	<b>398</b>	<b>2003</b>	<b>257</b>	<b>254</b>	<b>98.83%</b>	<b>3</b>	<b>1.17%</b>	<b>0</b>	<b>141</b>



I hereby certify the votes recorded on this abstract correctly summarize the tally of votes cast at the election indicated.

  
 Debbie Heller, CCC  
 Coos County Clerk

Certified - Final Official Canvass of Votes  
 May 18, 2021 Special District Election  
 All Precincts, All Districts, All ScanStations, All Contests, All Boxes  
 Total Ballots Cast: 11952, Registered Voters: 47410, Overall Turnout: 25.21%  
 18 precincts reported out of 18 total

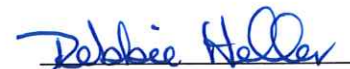
Page: 92 of 146  
 2021-06-03  
 09:14:03

**Millington RFPD, Position 5 (Vote for 1)**

Precinct	Ballots Cast	Reg. Voters	Total Votes	Sharron Wells	Write-in	Over Votes	Under Votes
Precinct 08	135	875	76	76 100.00%	0 0.00%	0	59
Precinct 10	263	1128	168	165 98.21%	3 1.79%	0	95
<b>Total</b>	<b>398</b>	<b>2003</b>	<b>244</b>	<b>241 98.77%</b>	<b>3 1.23%</b>	<b>0</b>	<b>154</b>



I hereby certify the votes recorded on this abstract correctly summarize the tally of votes cast at the election indicated.

  
 Debbie Heller, CCC  
 Coos County Clerk

Certified - Final Official Canvass of Votes  
May 18, 2021 Special District Election  
All Precincts, All Districts, All ScanStations, All Contests, All Boxes  
Total Ballots Cast: 11952, Registered Voters: 47410, Overall Turnout: 25.21%  
18 precincts reported out of 18 total

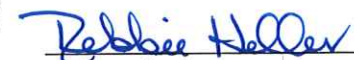
Page: 93 of 146  
2021-06-03  
09:14:03

**Myrtle Point RFPD, Position 3 (Vote for 1)**

Precinct	Ballots Cast	Reg. Voters	Total Votes	Miriam M Brown	Write-in	Over Votes	Under Votes
Precinct 14	127	761	96	96 100.00%	0 0.00%	1	30
Total	127	761	96	96 100.00%	0 0.00%	1	30



I hereby certify the votes recorded on this abstract correctly summarize the tally of votes cast at the election indicated.

  
Debbie Heller, CCC  
Coos County Clerk

Certified - Final Official Canvass of Votes  
May 18, 2021 Special District Election  
All Precincts, All Districts, All ScanStations, All Contests, All Boxes  
Total Ballots Cast: 11952, Registered Voters: 47410, Overall Turnout: 25.21%  
18 precincts reported out of 18 total

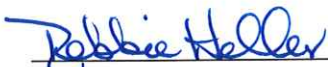
Page: 94 of 146  
2021-06-03  
09:14:03

**Myrtle Point RFPD, Position 4 (Vote for 1)**

Precinct	Ballots Cast	Reg. Voters	Total Votes	Write-in	Over Votes	Under Votes
Precinct 14	127	761	30	30 100.00%	0	97
Total	127	761	30	30 100.00%	0	97



I hereby certify the votes recorded on this abstract correctly summarize the tally of votes cast at the election indicated.

  
Debbie Heller, CCC  
Coos County Clerk



Certified - Final Official Canvass of Votes  
May 18, 2021 Special District Election  
All Precincts, All Districts, All ScanStations, All Contests, All Boxes  
Total Ballots Cast: 11952, Registered Voters: 47410, Overall Turnout: 25.21%  
18 precincts reported out of 18 total

**Myrtle Point RFPD, Position 5 (Vote for 1)**

Precinct	Ballots Cast	Reg. Voters	Total Votes	Carl Linderman	Write-in	Over Votes	Under Votes
Precinct 14	127	761	88	88 100.00%	0 0.00%	0	39
Total	127	761	88	88 100.00%	0 0.00%	0	39



I hereby certify the votes recorded on this abstract correctly summarize the tally of votes cast at the election indicated.

*Debbie Heller*  
Debbie Heller, CCC  
Coos County Clerk

Certified - Final Official Canvass of Votes  
 May 18, 2021 Special District Election  
 All Precincts, All Districts, All ScanStations, All Contests, All Boxes  
 Total Ballots Cast: 11952, Registered Voters: 47410, Overall Turnout: 25.21%  
 18 precincts reported out of 18 total

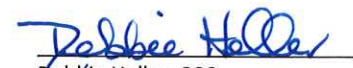
Page: 96 of 146  
 2021-06-03  
 09:14:03

**North Bay RFPD, Position 3 (Vote for 1)**

Precinct	Ballots Cast	Reg. Voters	Total Votes	Duane Shay		Write-in		Over Votes	Under Votes
Precinct 02	562	2034	359	356	99.16%	3	0.84%	0	203
Precinct 08	0	2	0	0	0.00%	0	0.00%	0	0
<b>Total</b>	<b>562</b>	<b>2036</b>	<b>359</b>	<b>356</b>	<b>99.16%</b>	<b>3</b>	<b>0.84%</b>	<b>0</b>	<b>203</b>



I hereby certify the votes recorded on this abstract correctly summarize the tally of votes cast at the election indicated.

  
 Debbie Heller, CCC  
 Coos County Clerk

Certified - Final Official Canvass of Votes  
 May 18, 2021 Special District Election  
 All Precincts, All Districts, All ScanStations, All Contests, All Boxes  
 Total Ballots Cast: 11952, Registered Voters: 47410, Overall Turnout: 25.21%  
 18 precincts reported out of 18 total


Page: 97 of 146  
 2021-06-03  
 09:14:03

**North Bay RFPD, Position 5 (Vote for 1)**

Precinct	Ballots Cast	Reg. Voters	Total Votes	Don Thompson		Write-in		Over Votes	Under Votes
Precinct 02	562	2034	353	349	98.87%	4	1.13%	0	209
Precinct 08	0	2	0	0	0.00%	0	0.00%	0	0
<b>Total</b>	<b>562</b>	<b>2036</b>	<b>353</b>	<b>349</b>	<b>98.87%</b>	<b>4</b>	<b>1.13%</b>	<b>0</b>	<b>209</b>



I hereby certify the votes recorded on this abstract correctly summarize the tally of votes cast at the election indicated.

  
 Debbie Heller, CCC  
 Coos County Clerk

Certified - Final Official Canvass of Votes  
May 18, 2021 Special District Election  
All Precincts, All Districts, All ScanStations, All Contests, All Boxes  
Total Ballots Cast: 11952, Registered Voters: 47410, Overall Turnout: 25.21%  
18 precincts reported out of 18 total

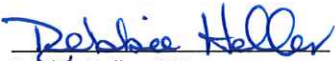
Page: 98 of 146  
2021-06-03  
09:14:03

**Sumner RFPD, Position 3-2 Year (Vote for 1)**

Precinct	Ballots Cast	Reg. Voters	Total Votes	Brett Mosieur		Write-in		Over Votes	Under Votes
Precinct 10	158	702	109	108	99.08%	1	0.92%	0	49
Total	158	702	109	108	99.08%	1	0.92%	0	49



I hereby certify the votes recorded on this abstract correctly summarize the tally of votes cast at the election indicated.

  
Debbie Heller, CCC  
Coos County Clerk

Certified - Final Official Canvass of Votes  
May 18, 2021 Special District Election  
All Precincts, All Districts, All ScanStations, All Contests, All Boxes  
Total Ballots Cast: 11952, Registered Voters: 47410, Overall Turnout: 25.21%  
18 precincts reported out of 18 total

**Sumner RFPD, Position 4 (Vote for 1)**

Precinct	Ballots Cast	Reg. Voters	Total Votes	Pamela Neill	Write-in	Over Votes	Under Votes
Precinct 10	158	702	105	103 98.10%	2 1.90%	0	53
Total	158	702	105	103 98.10%	2 1.90%	0	53



I hereby certify the votes recorded on this abstract correctly summarize the tally of votes cast at the election indicated.

*Debbie Heller*  
Debbie Heller, CCC  
Coos County Clerk

Certified - Final Official Canvass of Votes  
May 18, 2021 Special District Election  
All Precincts, All Districts, All ScanStations, All Contests, All Boxes  
Total Ballots Cast: 11952, Registered Voters: 47410, Overall Turnout: 25.21%  
18 precincts reported out of 18 total

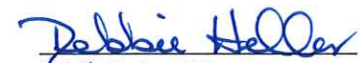
Page: 100 of 146  
2021-06-03  
09:14:03

**Sumner RFPD, Position 5 (Vote for 1)**

Precinct	Ballots Cast	Reg. Voters	Total Votes	Bryan Lovell	Write-in	Over Votes	Under Votes
Precinct 10	158	702	104	104 100.00%	0 0.00%	0	54
Total	158	702	104	104 100.00%	0 0.00%	0	54



I hereby certify the votes recorded on this abstract correctly summarize the tally of votes cast at the election indicated.

  
Debbie Heller, CCC  
Coos County Clerk

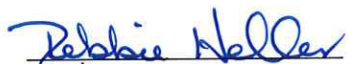
Certified - Final Official Canvass of Votes  
 May 18, 2021 Special District Election  
 All Precincts, All Districts, All ScanStations, All Contests, All Boxes  
 Total Ballots Cast: 11952, Registered Voters: 47410, Overall Turnout: 25.21%  
 18 precincts reported out of 18 total

**Timber Park RFPD, Position 1-2 Year (Vote for 1)**

Precinct	Ballots Cast	Reg. Voters	Total Votes	John Barney	Write-in	Over Votes	Under Votes
Precinct 02							
Precinct 07							
Precinct 10	56	189	40	40 100.00%	0 0.00%	0	16
<b>Total</b>	<b>63</b>	<b>221</b>	<b>44</b>	<b>44 100.00%</b>	<b>0 0.00%</b>	<b>0</b>	<b>19</b>



I hereby certify the votes recorded on this abstract correctly summarize the tally of votes cast at the election indicated.

  
 Debbie Heller, CCC  
 Coos County Clerk


Certified - Final Official Canvass of Votes  
 May 18, 2021 Special District Election  
 All Precincts, All Districts, All ScanStations, All Contests, All Boxes  
 Total Ballots Cast: 11952, Registered Voters: 47410, Overall Turnout: 25.21%  
 18 precincts reported out of 18 total

**Timber Park RFPD, Position 2 (Vote for 1)**

Precinct	Ballots Cast	Reg. Voters	Total Votes	William Moe	Write-in	Over Votes	Under Votes
Precinct 02							
Precinct 07							
Precinct 10	56	189	40	39 97.50%	1 2.50%	0	16
<b>Total</b>	<b>63</b>	<b>221</b>	<b>44</b>	<b>43 97.73%</b>	<b>1 2.27%</b>	<b>0</b>	<b>19</b>



I hereby certify the votes recorded on this abstract correctly summarize the tally of votes cast at the election indicated.

  
 Debbie Heller, CCC  
 Coos County Clerk

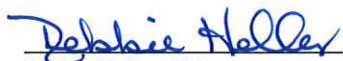
Certified - Final Official Canvass of Votes  
 May 18, 2021 Special District Election  
 All Precincts, All Districts, All ScanStations, All Contests, All Boxes  
 Total Ballots Cast: 11952, Registered Voters: 47410, Overall Turnout: 25.21%  
 18 precincts reported out of 18 total

**Timber Park RFPD, Position 3 (Vote for 1)**

Precinct	Ballots Cast	Reg. Voters	Total Votes	Daniel Looney	Write-in	Over Votes	Under Votes
Precinct 02							
Precinct 07							
Precinct 10	56	189	45	45 100.00%	0 0.00%	0	11
<b>Total</b>	<b>63</b>	<b>221</b>	<b>49</b>	<b>49 100.00%</b>	<b>0 0.00%</b>	<b>0</b>	<b>14</b>



I hereby certify the votes recorded on this abstract correctly summarize the tally of votes cast at the election indicated.

  
 Debbie Heller, CCC  
 Coos County Clerk

Certified - Final Official Canvass of Votes  
 May 18, 2021 Special District Election  
 All Precincts, All Districts, All ScanStations, All Contests, All Boxes  
 Total Ballots Cast: 11952, Registered Voters: 47410, Overall Turnout: 25.21%  
 18 precincts reported out of 18 total

**Timber Park RFPD, Position 4-2 Year (Vote for 1)**

Precinct	Ballots Cast	Reg. Voters	Total Votes	David Petitt	Write-in	Over Votes	Under Votes
Precinct 02							
Precinct 07							
Precinct 10	56	189	41	41 100.00%	0 0.00%	0	15
<b>Total</b>	<b>63</b>	<b>221</b>	<b>45</b>	<b>45 100.00%</b>	<b>0 0.00%</b>	<b>0</b>	<b>18</b>



I hereby certify the votes recorded on this abstract correctly summarize the tally of votes cast at the election indicated.

  
 Debbie Heller, CCC  
 Coos County Clerk

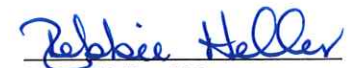
Certified - Final Official Canvass of Votes  
 May 18, 2021 Special District Election  
 All Precincts, All Districts, All ScanStations, All Contests, All Boxes  
 Total Ballots Cast: 11952, Registered Voters: 47410, Overall Turnout: 25.21%  
 18 precincts reported out of 18 total

**Millicoma River P & R Dist, Zone 1 Position 1 (Vote for 1)**

Precinct	Ballots Cast	Reg. Voters	Total Votes	Karen Frye	Write-in	Over Votes	Under Votes
Precinct 10	83	314	71	71 100.00%	0 0.00%	0	12
<b>Total</b>	<b>83</b>	<b>314</b>	<b>71</b>	<b>71 100.00%</b>	<b>0 0.00%</b>	<b>0</b>	<b>12</b>



I hereby certify the votes recorded on this abstract correctly summarize the tally of votes cast at the election indicated.

  
 Debbie Heller, CCC  
 Coos County Clerk

Certified - Final Official Canvass of Votes  
May 18, 2021 Special District Election  
All Precincts, All Districts, All ScanStations, All Contests, All Boxes  
Total Ballots Cast: 11952, Registered Voters: 47410, Overall Turnout: 25.21%  
18 precincts reported out of 18 total

Page: 106 of 146  
2021-06-03  
09:14:03

**Millicoma River P & R Dist, Zone 2 Position 2 (Vote for 1)**

Precinct	Ballots Cast	Reg. Voters	Total Votes	Bruce W Thompson	Write-in	Over Votes	Under Votes
Precinct 10	83	314	69	69 100.00%	0 0.00%	0	14
Total	83	314	69	69 100.00%	0 0.00%	0	14



I hereby certify the votes recorded on this abstract correctly summarize the tally of votes cast at the election indicated.

*Debbie Heller*  
Debbie Heller, CCC  
Coos County Clerk

Certified - Final Official Canvass of Votes  
May 18, 2021 Special District Election  
All Precincts, All Districts, All ScanStations, All Contests, All Boxes  
Total Ballots Cast: 11952, Registered Voters: 47410, Overall Turnout: 25.21%  
18 precincts reported out of 18 total

Page: 107 of 146  
2021-06-03  
09:14:03

**Millicoma River P & R Dist, Zone 3 Position 3 (Vote for 1)**

Precinct	Ballots Cast	Reg. Voters	Total Votes	Write-in	Over Votes	Under Votes
Precinct 10	83	314	20	20 100.00%	0	63
Total	83	314	20	20 100.00%	0	63



I hereby certify the votes recorded on this abstract correctly summarize the tally of votes cast at the election indicated.

*Debbie Heller*  
Debbie Heller, CCC  
Coos County Clerk



Certified - Final Official Canvass of Votes  
May 18, 2021 Special District Election  
All Precincts, All Districts, All ScanStations, All Contests, All Boxes  
Total Ballots Cast: 11952, Registered Voters: 47410, Overall Turnout: 25.21%  
18 precincts reported out of 18 total


Page: 108 of 146  
2021-06-03  
09:14:03

**Millicoma River P & R Dist, Zone 4 Position 4-2 Year (Vote for 1)**

Precinct	Ballots Cast	Reg. Voters	Total Votes	Dennis Gene Cook	Write-in	Over Votes	Under Votes
Precinct 10	83	314	70	66 94.29%	4 5.71%	1	12
Total	83	314	70	66 94.29%	4 5.71%	1	12



I hereby certify the votes recorded on this abstract correctly summarize the tally of votes cast at the election indicated.

  
Debbie Heller, CCC  
Coos County Clerk

Certified - Final Official Canvass of Votes  
May 18, 2021 Special District Election  
All Precincts, All Districts, All ScanStations, All Contests, All Boxes  
Total Ballots Cast: 11952, Registered Voters: 47410, Overall Turnout: 25.21%  
18 precincts reported out of 18 total

**Millicoma River P & R Dist, Zone 5 At-Large Position 5-2 Year (Vote for 1)**

Precinct	Ballots Cast	Reg. Voters	Total Votes	Robin Cherry	Write-in	Over Votes	Under Votes
Precinct 10	83	314	70	70 100.00%	0 0.00%	0	13
Total	83	314	70	70 100.00%	0 0.00%	0	13



I hereby certify the votes recorded on this abstract correctly summarize the tally of votes cast at the election indicated.

*Debbie Heller*  
Debbie Heller, CCC  
Coos County Clerk

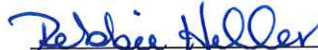
Certified - Final Official Canvass of Votes  
 May 18, 2021 Special District Election  
 All Precincts, All Districts, All ScanStations, All Contests, All Boxes  
 Total Ballots Cast: 11952, Registered Voters: 47410, Overall Turnout: 25.21%  
 18 precincts reported out of 18 total

**Bandon Cranberry Wtr Ctrl Dist, Position 1 (Vote for 1)**

Precinct	Ballots Cast	Reg. Voters	Total Votes	John Roth		Ted Freitag		Write-in		Over Votes	Under Votes
Precinct 17	180	499	151	65	43.05%	86	56.95%	0	0.00%	0	29
Precinct 18	27	114	25	9	36.00%	16	64.00%	0	0.00%	0	2
<b>Total</b>	<b>207</b>	<b>613</b>	<b>176</b>	<b>74</b>	<b>42.05%</b>	<b>102</b>	<b>57.95%</b>	<b>0</b>	<b>0.00%</b>	<b>0</b>	<b>31</b>



I hereby certify the votes recorded on this abstract correctly summarize the tally of votes cast at the election indicated.

  
 Debbie Heller, CCC  
 Coos County Clerk

Certified - Final Official Canvass of Votes  
 May 18, 2021 Special District Election  
 All Precincts, All Districts, All ScanStations, All Contests, All Boxes  
 Total Ballots Cast: 11952, Registered Voters: 47410, Overall Turnout: 25.21%  
 18 precincts reported out of 18 total

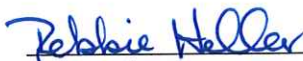
Page: 111 of 146  
 2021-06-03  
 09:14:03

**Bandon Cranberry Wtr Ctrl Dist, Position 2 (Vote for 1)**

Precinct	Ballots Cast	Reg. Voters	Total Votes	Scott R Vierck		Write-in		Over Votes	Under Votes
Precinct 17	180	499	122	121	99.18%	1	0.82%	0	58
Precinct 18	27	114	23	22	95.65%	1	4.35%	0	4
<b>Total</b>	<b>207</b>	<b>613</b>	<b>145</b>	<b>143</b>	<b>98.62%</b>	<b>2</b>	<b>1.38%</b>	<b>0</b>	<b>62</b>



I hereby certify the votes recorded on this abstract correctly summarize the tally of votes cast at the election indicated.

  
 Debbie Heller, CCC  
 Coos County Clerk

Certified - Final Official Canvass of Votes  
May 18, 2021 Special District Election  
All Precincts, All Districts, All ScanStations, All Contests, All Boxes  
Total Ballots Cast: 11952, Registered Voters: 47410, Overall Turnout: 25.21%  
18 precincts reported out of 18 total

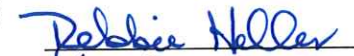
Page: 112 of 146  
2021-06-03  
09:14:03

**Bandon Cranberry Wtr Ctrl Dist, Position 3 (Vote for 1)**

Precinct	Ballots Cast	Reg. Voters	Total Votes	Write-in	Over Votes	Under Votes
Precinct 17	180	499	50	50 100.00%	0	130
Precinct 18	27	114	2	2 100.00%	0	25
Total	207	613	52	52 100.00%	0	155



I hereby certify the votes recorded  
on this abstract correctly summarize  
the tally of votes cast at the election  
indicated.

  
Debbie Heller, CCC  
Coos County Clerk

PAGE 1 OF 1 PAGES		OFFICE OR MEASURE		CANDIDATE OR MEASURE		2 or Less Votes Each		TOTAL	
Bandon Cranberry Water Control Commissioner – Position 3 4 Year Term		COUNTY COOS		ELECTION May 18, 2021 Special District Election		Freitag, Ted		Gagnon, Trenten	
BALLOT NUMBER		NAME OR NO. OF PRECINCT		Roth, John					
1	Lakeside City & Rural								
2	Rural North Bend								
3	North Bend City West								
4	North Bend City East								
5	Coos Bay City West								
6	Coos Bay City - Mid								
7	Coos Bay City East								
8	Rural Coos Bay East								
9	Rural Coos Bay West								
10	Rural Coos Bay								
11	Rural Coquille								
12	Coquille City								
13	Myrtle Point City								
14	Rural Myrtle Point								
15	Powers City & Rural								
16	Bandon City								
17	Rural Bandon	24	8	6			12	50	
18	Rural Bandon – 2CJ Curry Co	1	0	0			1	2	
<b>TOTALS</b>		<b>25</b>	<b>8</b>	<b>6</b>			<b>13</b>	<b>52</b>	

SER 9000  
REV. 7/15/91

STATE OF OREGON  
ABSTRACT OF VOTES


1. Separate sheets for President - Vice President  
2. National committee person  
3. Delegates at Large  
4. Delegates - Districts  
5. U.S. Senator and Congressperson  
6. State Offices  
7. Judicial Offices  
8. State Senators  
9. State Representatives  
10. Others

I certify the votes recorded on this abstract correctly summarize the Tally of votes cast at the election indicated.

Signature of County Clerk  
*Debbie Heller*  
Date of Abstract  
*6/3/21*

ABSTRACT OF VOTES AT GENERAL AND SPECIAL ELECTIONS  
Votes cast for governor must be on separate page or pages (ORS 254.545).

ABSTRACT OF VOTES AT PRIMARY ELECTIONS  
Separate sheets for Democratic, Republican, Nonpartisan and other candidates.  
Separate sheets for candidates for city, county (including precinct) and state offices.



Certified - Final Official Canvass of Votes  
May 18, 2021 Special District Election  
All Precincts, All Districts, All ScanStations, All Contests, All Boxes  
Total Ballots Cast: 11952, Registered Voters: 47410, Overall Turnout: 25.21%  
18 precincts reported out of 18 total

Page: 113 of 146  
2021-06-03  
09:14:03

**Country Club Estates Wtr Dist, Position 2 (Vote for 1)**

Precinct	Ballots Cast	Reg. Voters	Total Votes	Write-in	Over Votes	Under Votes
Precinct 10	22	44	20	20 100.00%	0	2
Total	22	44	20	20 100.00%	0	2



I hereby certify the votes recorded on this abstract correctly summarize the tally of votes cast at the election indicated.

*Debbie Heller*  
Debbie Heller, CCC  
Coos County Clerk



Certified - Final Official Canvass of Votes  
May 18, 2021 Special District Election  
All Precincts, All Districts, All ScanStations, All Contests, All Boxes  
Total Ballots Cast: 11952, Registered Voters: 47410, Overall Turnout: 25.21%  
18 precincts reported out of 18 total

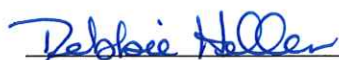
Page: 114 of 146  
2021-06-03  
09:14:03

**Country Club Estates Wtr Dist, Position 3 (Vote for 1)**

Precinct	Ballots Cast	Reg. Voters	Total Votes	Write-in	Over Votes	Under Votes
Precinct 10	22	44	20	20 100.00%	0	2
Total	22	44	20	20 100.00%	0	2



I hereby certify the votes recorded on this abstract correctly summarize the tally of votes cast at the election indicated.

  
Debbie Heller, CCC  
Coos County Clerk



Certified - Final Official Canvass of Votes  
May 18, 2021 Special District Election  
All Precincts, All Districts, All ScanStations, All Contests, All Boxes  
Total Ballots Cast: 11952, Registered Voters: 47410, Overall Turnout: 25.21%  
18 precincts reported out of 18 total


Page: 115 of 146  
2021-06-03  
09:14:03

**Country Club Estates Wtr Dist, Position 4 (Vote for 1)**


Precinct	Ballots Cast	Reg. Voters	Total Votes	Write-in	Over Votes	Under Votes
Precinct 10	22	44	20	20 100.00%	0	2
Total	22	44	20	20 100.00%	0	2



I hereby certify the votes recorded on this abstract correctly summarize the tally of votes cast at the election indicated.

  
Debbie Heller, CCC  
Coos County Clerk

PAGE 1 OF 1 PAGES												SER 900 REV 7/15/91	
OFFICE OR MEASURE		CANDIDATE OR MEASURE											STATE OF OREGON ABSTRACT OF VOTES
Country Club Estates Water Commissioner – Position 4 4 Year Term													
COUNTY													
COOS												STATOT	
ELECTION													
May 18, 2021 Special District Election													
BALLOT NUMBER												Separate sheets for 1. President - Vice President 2. National committee person 3. Delegates at Large 4. Delegates - Districts 5. U.S. Senator and Congressperson 6. State Offices 7. Judicial Offices 8. State Senators 9. State Representatives 10. Others	
NAME OR NO. OF PRECINCT													
1 Lakeside City & Rural													
2 Rural North Bend													
3 North Bend City West													
4 North Bend City East													
5 Coos Bay City West													
6 Coos Bay City - Mid													
7 Coos Bay City East													
8 Rural Coos Bay East													
9 Rural Coos Bay West													
10 Rural Coos Bay		20										20	
11 Rural Coquille													
12 Coquille City													
13 Myrtle Point City													
14 Rural Myrtle Point													
15 Powers City & Rural													
16 Bandon City													
17 Rural Bandon													
18 Rural Bandon – 2CJ Curry Co													
TOTALS		20										20	
I certify the votes recorded on this abstract correctly summarize the Tally of votes cast at the election indicated.		Signature of County Clerk										Date of Abstract	
		<i>Debbie Haller</i>										6/3/21	
ABSTRACT OF VOTES AT GENERAL AND SPECIAL ELECTIONS		ABSTRACT OF VOTES AT PRIMARY ELECTIONS											
Votes cast for governor must be on separate page or pages (ORS 254.545).		Separate sheets for Democratic, Republican, Nonpartisan and other candidates.											
		Separate sheets for candidates for city, county (including precinct) and state offices.											



Certified - Final Official Canvass of Votes  
May 18, 2021 Special District Election  
All Precincts, All Districts, All ScanStations, All Contests, All Boxes  
Total Ballots Cast: 11952, Registered Voters: 47410, Overall Turnout: 25.21%  
18 precincts reported out of 18 total

Page: 116 of 146  
2021-06-03  
09:14:03

**Kentuck Inlet Wtr Ctrl Dist, Position 5 (Vote for 1)**

Precinct	Ballots Cast	Reg. Voters	Total Votes	Write-in	Over Votes	Under Votes
Precinct 02	29	119	1	1 100.00%	0	28
Total	29	119	1	1 100.00%	0	28



I hereby certify the votes recorded on this abstract correctly summarize the tally of votes cast at the election indicated.

*Debbie Heller*  
Debbie Heller, CCC  
Coos County Clerk



Certified - Final Official Canvass of Votes  
May 18, 2021 Special District Election  
All Precincts, All Districts, All ScanStations, All Contests, All Boxes  
Total Ballots Cast: 11952, Registered Voters: 47410, Overall Turnout: 25.21%  
18 precincts reported out of 18 total

**Kentuck Inlet Wtr Ctrl Dist, Position 6 (Vote for 1)**

Precinct	Ballots Cast	Reg. Voters	Total Votes	Daniel Varoujean	Write-in	Over Votes	Under Votes
Precinct 02	29	119	19	19 100.00%	0 0.00%	0	10
Total	29	119	19	19 100.00%	0 0.00%	0	10



I hereby certify the votes recorded on this abstract correctly summarize the tally of votes cast at the election indicated.

*Debbie Heller*  
Debbie Heller, CCC  
Coos County Clerk

Certified - Final Official Canvass of Votes  
May 18, 2021 Special District Election  
All Precincts, All Districts, All ScanStations, All Contests, All Boxes  
Total Ballots Cast: 11952, Registered Voters: 47410, Overall Turnout: 25.21%  
18 precincts reported out of 18 total

Page: 118 of 146  
2021-06-03  
09:14:03

**Kentuck Inlet Wtr Ctrl Dist, Position 7 (Vote for 1)**

Precinct	Ballots Cast	Reg. Voters	Total Votes	Write-in	Over Votes	Under Votes
Precinct 02	29	119	1	1 100.00%	0	28
Total	29	119	1	1 100.00%	0	28



I hereby certify the votes recorded on this abstract correctly summarize the tally of votes cast at the election indicated.

*Debbie Heller*  
Debbie Heller, CCC  
Coos County Clerk

OFFICE OR MEASURE

**Kentuck Inlet Water Control  
Commissioner – Position 7  
4 Year Term**

COUNTY

**COOS**

ELECTION

May 18, 2021  
Special District Election

CANDIDATE OR MEASURE

Doka, Paul

BALLOT NUMBER

NAME OR NO.  
OF PRECINCT

NAME OR NO. OF PRECINCT	Doka, Paul	3 or Less Votes Each	Over Votes	Under Votes	TOTAL
1 Lakeside City & Rural					
2 Rural North Bend	1				1
3 North Bend City West					
4 North Bend City East					
5 Coos Bay City West					
6 Coos Bay City - Mid					
7 Coos Bay City East					
8 Rural Coos Bay East					
9 Rural Coos Bay West					
10 Rural Coos Bay					
11 Rural Coquille					
12 Coquille City					
13 Myrtle Point City					
14 Rural Myrtle Point					
15 Powers City & Rural					
16 Bandon City					
17 Rural Bandon					
18 Rural Bandon – 2CJ Curry Co					
<b>TOTALS</b>	<b>1</b>				<b>1</b>

SER 9000  
REV 7/15/91

**STATE OF OREGON  
ABSTRACT OF VOTES**

- 1. Separate sheets for President - Vice President
- 2. National committee person
- 3. Delegates at Large
- 4. Delegates - Districts
- 5. U.S. Senator and Congressperson
- 6. State Offices
- 7. Judicial Offices
- 8. State Senators
- 9. State Representatives
- 10. Others

I certify the votes recorded on this abstract correctly summarize the Tally of votes cast at the election indicated.

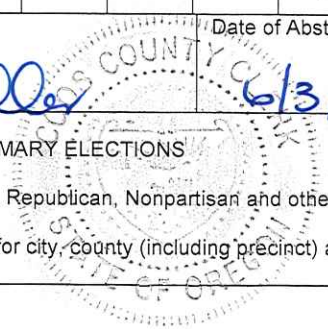
Signature of County Clerk: *Debbie Heller*  
Date of Abstract: *6/3/21*

**ABSTRACT OF VOTES AT GENERAL AND SPECIAL ELECTIONS**

Votes cast for governor must be on separate page or pages (ORS 254.545).

**ABSTRACT OF VOTES AT PRIMARY ELECTIONS**

Separate sheets for Democratic, Republican, Nonpartisan and other candidates.  
Separate sheets for candidates for city, county (including precinct) and state offices.



Certified - Final Official Canvass of Votes  
May 18, 2021 Special District Election  
All Precincts, All Districts, All ScanStations, All Contests, All Boxes  
Total Ballots Cast: 11952, Registered Voters: 47410, Overall Turnout: 25.21%  
18 precincts reported out of 18 total

Page: 119 of 146  
2021-06-03  
09:14:03

**Kentuck Inlet Wtr Ctrl Dist, Position 8 (Vote for 1)**

Precinct	Ballots Cast	Reg. Voters	Total Votes	Write-in	Over Votes	Under Votes
Precinct 02	29	119	0	0 0.00%	0	29
Total	29	119	0	0 0.00%	0	29



I hereby certify the votes recorded on this abstract correctly summarize the tally of votes cast at the election indicated.

*Debbie Heller*  
Debbie Heller, CCC  
Coos County Clerk

Certified - Final Official Canvass of Votes  
May 18, 2021 Special District Election  
All Precincts, All Districts, All ScanStations, All Contests, All Boxes  
Total Ballots Cast: 11952, Registered Voters: 47410, Overall Turnout: 25.21%  
18 precincts reported out of 18 total

Page: 120 of 146  
2021-06-03  
09:14:03

**Kentuck Inlet Wtr Ctrl Dist, Position 9 (Vote for 1)**

Precinct	Ballots Cast	Reg. Voters	Total Votes	Write-in	Over Votes	Under Votes
Precinct 02	29	119	0	0 0.00%	0	29
Total	29	119	0	0 0.00%	0	29



I hereby certify the votes recorded on this abstract correctly summarize the tally of votes cast at the election indicated.

*Debbie Heller*  
Debbie Heller, CCC  
Coos County Clerk

Certified - Final Official Canvass of Votes  
May 18, 2021 Special District Election  
All Precincts, All Districts, All ScanStations, All Contests, All Boxes  
Total Ballots Cast: 11952, Registered Voters: 47410, Overall Turnout: 25.21%  
18 precincts reported out of 18 total


Page: 121 of 146  
2021-06-03  
09:14:03

**Bridge Water Dist, Position 1 (Vote for 1)**

Precinct	Ballots Cast	Reg. Voters	Total Votes	Write-in	Over Votes	Under Votes
Precinct 14	16	79	7	7 100.00%	0	9
Total	16	79	7	7 100.00%	0	9



I hereby certify the votes recorded on this abstract correctly summarize the tally of votes cast at the election indicated.

  
Debbie Heller, CCC  
Coos County Clerk



Certified - Final Official Canvass of Votes  
May 18, 2021 Special District Election  
All Precincts, All Districts, All ScanStations, All Contests, All Boxes  
Total Ballots Cast: 11952, Registered Voters: 47410, Overall Turnout: 25.21%  
18 precincts reported out of 18 total


Page: 122 of 146  
2021-06-03  
09:14:03

**Bridge Water Dist, Position 3 (Vote for 1)**

Precinct	Ballots Cast	Reg. Voters	Total Votes	Write-in	Over Votes	Under Votes
Precinct 14	16	79	5	5 100.00%	0	11
Total	16	79	5	5 100.00%	0	11



I hereby certify the votes recorded  
on this abstract correctly summarize  
the tally of votes cast at the election  
indicated.

  
Debbie Heller, CCC  
Coos County Clerk



Certified - Final Official Canvass of Votes  
May 18, 2021 Special District Election  
All Precincts, All Districts, All ScanStations, All Contests, All Boxes  
Total Ballots Cast: 11952, Registered Voters: 47410, Overall Turnout: 25.21%  
18 precincts reported out of 18 total

Page: 123 of 146  
2021-06-03  
09:14:03

**Bridge Water Dist, Position 4-2 Year (Vote for 1)**

Precinct	Ballots Cast	Reg. Voters	Total Votes	Write-in	Over Votes	Under Votes
Precinct 14	16	79	0	0 0.00%	0	16
Total	16	79	0	0 0.00%	0	16



I hereby certify the votes recorded on this abstract correctly summarize the tally of votes cast at the election indicated.

*Debbie Heller*  
Debbie Heller, CCC  
Coos County Clerk

Certified - Final Official Canvass of Votes  
May 18, 2021 Special District Election  
All Precincts, All Districts, All ScanStations, All Contests, All Boxes  
Total Ballots Cast: 11952, Registered Voters: 47410, Overall Turnout: 25.21%  
18 precincts reported out of 18 total

Page: 124 of 146  
2021-06-03  
09:14:03

**Bridge Water Dist, Position 5-2 Year (Vote for 1)**

Precinct	Ballots Cast	Reg. Voters	Total Votes	Write-in	Over Votes	Under Votes
Precinct 14	16	79	0	0 0.00%	0	16
Total	16	79	0	0 0.00%	0	16



I hereby certify the votes recorded on this abstract correctly summarize the tally of votes cast at the election indicated.

*Debbie Heller*  
Debbie Heller, CCC  
Coos County Clerk

Certified - Final Official Canvass of Votes  
May 18, 2021 Special District Election  
All Precincts, All Districts, All ScanStations, All Contests, All Boxes  
Total Ballots Cast: 11952, Registered Voters: 47410, Overall Turnout: 25.21%  
18 precincts reported out of 18 total

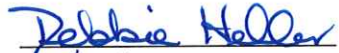
Page: 125 of 146  
2021-06-03  
09:14:03

**Dean Minard Water Dist, Position 1 (Vote for 1)**

Precinct	Ballots Cast	Reg. Voters	Total Votes	Write-in	Over Votes	Under Votes
Precinct 11	22	50	6	6 100.00%	0	16
Total	22	50	6	6 100.00%	0	16



I hereby certify the votes recorded on this abstract correctly summarize the tally of votes cast at the election indicated.

  
Debbie Heller, CCC  
Coos County Clerk



Certified - Final Official Canvass of Votes  
May 18, 2021 Special District Election  
All Precincts, All Districts, All ScanStations, All Contests, All Boxes  
Total Ballots Cast: 11952, Registered Voters: 47410, Overall Turnout: 25.21%  
18 precincts reported out of 18 total

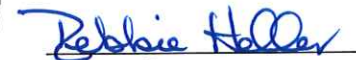
Page: 126 of 146  
2021-06-03  
09:14:03

**Dean Minard Water Dist, Position 2 (Vote for 1)**

Precinct	Ballots Cast	Reg. Voters	Total Votes	Write-in	Over Votes	Under Votes
Precinct 11	22	50	7	7 100.00%	0	15
Total	22	50	7	7 100.00%	0	15



I hereby certify the votes recorded on this abstract correctly summarize the tally of votes cast at the election indicated.

  
Debbie Heller, CCC  
Coos County Clerk



Certified - Final Official Canvass of Votes  
May 18, 2021 Special District Election  
All Precincts, All Districts, All ScanStations, All Contests, All Boxes  
Total Ballots Cast: 11952, Registered Voters: 47410, Overall Turnout: 25.21%  
18 precincts reported out of 18 total


Page: 127 of 146  
2021-06-03  
09:14:03

**Dean Minard Water Dist, Position 4 (Vote for 1)**

Precinct	Ballots Cast	Reg. Voters	Total Votes	Write-in	Over Votes	Under Votes
Precinct 11	22	50	6	6 100.00%	0	16
Total	22	50	6	6 100.00%	0	16



I hereby certify the votes recorded on this abstract correctly summarize the tally of votes cast at the election indicated.

  
Debbie Heller, CCC  
Coos County Clerk



Certified - Final Official Canvass of Votes  
 May 18, 2021 Special District Election  
 All Precincts, All Districts, All ScanStations, All Contests, All Boxes  
 Total Ballots Cast: 11952, Registered Voters: 47410, Overall Turnout: 25.21%  
 18 precincts reported out of 18 total

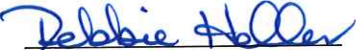
Page: 128 of 146  
 2021-06-03  
 09:14:03

**Lakeside Water Dist, Position 1 (Vote for 1)**

Precinct	Ballots Cast	Reg. Voters	Total Votes	Alicia Douglas		Charmaine Lopez		Write-in		Over Votes	Under Votes
Precinct 01	684	1503	437	285	65.22%	145	33.18%	7	1.60%	0	247
Total	684	1503	437	285	65.22%	145	33.18%	7	1.60%	0	247



I hereby certify the votes recorded on this abstract correctly summarize the tally of votes cast at the election indicated.

  
 Debbie Heller, CCC  
 Coos County Clerk

Certified - Final Official Canvass of Votes  
May 18, 2021 Special District Election  
All Precincts, All Districts, All ScanStations, All Contests, All Boxes  
Total Ballots Cast: 11952, Registered Voters: 47410, Overall Turnout: 25.21%  
18 precincts reported out of 18 total


Page: 129 of 146  
2021-06-03  
09:14:03

**Lakeside Water Dist, Position 2 (Vote for 1)**

Precinct	Ballots Cast	Reg. Voters	Total Votes	Ellen Karan		Write-in		Over Votes	Under Votes
Precinct 01	684	1503	345	329	95.36%	16	4.64%	0	339
Total	684	1503	345	329	95.36%	16	4.64%	0	339



I hereby certify the votes recorded on this abstract correctly summarize the tally of votes cast at the election indicated.

  
Debbie Heller, CCC  
Coos County Clerk

Certified - Final Official Canvass of Votes  
May 18, 2021 Special District Election  
All Precincts, All Districts, All ScanStations, All Contests, All Boxes  
Total Ballots Cast: 11952, Registered Voters: 47410, Overall Turnout: 25.21%  
18 precincts reported out of 18 total


Page: 130 of 146  
2021-06-03  
09:14:03

**Lakeside Water Dist, Position 4-2 Year (Vote for 1)**

Precinct	Ballots Cast	Reg. Voters	Total Votes	Cliff Bounds	Write-in	Over Votes	Under Votes
Precinct 01	684	1503	340	328 96.47%	12 3.53%	0	344
Total	684	1503	340	328 96.47%	12 3.53%	0	344



I hereby certify the votes recorded on this abstract correctly summarize the tally of votes cast at the election indicated.

  
Debbie Heller, CCC  
Coos County Clerk

Certified - Final Official Canvass of Votes  
May 18, 2021 Special District Election  
All Precincts, All Districts, All ScanStations, All Contests, All Boxes  
Total Ballots Cast: 11952, Registered Voters: 47410, Overall Turnout: 25.21%  
18 precincts reported out of 18 total

Page: 131 of 146  
2021-06-03  
09:14:03

**Rink Creek Water Dist, Position 4 (Vote for 1)**

Precinct	Ballots Cast	Reg. Voters	Total Votes	Ashley Stevens		Write-in		Over Votes	Under Votes
Precinct 11	53	146	37	35	94.59%	2	5.41%	0	16
Total	53	146	37	35	94.59%	2	5.41%	0	16



I hereby certify the votes recorded on this abstract correctly summarize the tally of votes cast at the election indicated.

*Debbie Heller*  
Debbie Heller, CCC  
Coos County Clerk

Certified - Final Official Canvass of Votes  
May 18, 2021 Special District Election  
All Precincts, All Districts, All ScanStations, All Contests, All Boxes  
Total Ballots Cast: 11952, Registered Voters: 47410, Overall Turnout: 25.21%  
18 precincts reported out of 18 total

**Rink Creek Water Dist, Position 5 (Vote for 1)**

Precinct	Ballots Cast	Reg. Voters	Total Votes	Nate Stevens		Write-in		Over Votes	Under Votes
Precinct 11	53	146	39	37	94.87%	2	5.13%	0	14
Total	53	146	39	37	94.87%	2	5.13%	0	14



I hereby certify the votes recorded on this abstract correctly summarize the tally of votes cast at the election indicated.

*Debbie Heller*  
Debbie Heller, CCC  
Coos County Clerk

Certified - Final Official Canvass of Votes  
 May 18, 2021 Special District Election  
 All Precincts, All Districts, All ScanStations, All Contests, All Boxes  
 Total Ballots Cast: 11952, Registered Voters: 47410, Overall Turnout: 25.21%  
 18 precincts reported out of 18 total

Page: 133 of 146  
 2021-06-03  
 09:14:03

**Shelley Road-Crest Acres Water Dist, Position 2 (Vote for 1)**

Precinct	Ballots Cast	Reg. Voters	Total Votes	Karl J Wadsworth		Euell (Sonny) Payne		Write-in		Over Votes	Under Votes
				Votes	Percentage	Votes	Percentage	Votes	Percentage		
Precinct 11	131	310	104	53	50.96%	51	49.04%	0	0.00%	0	27
Precinct 12	18	35	16	12	75.00%	4	25.00%	0	0.00%	0	2
<b>Total</b>	<b>149</b>	<b>345</b>	<b>120</b>	<b>65</b>	<b>54.17%</b>	<b>55</b>	<b>45.83%</b>	<b>0</b>	<b>0.00%</b>	<b>0</b>	<b>29</b>



I hereby certify the votes recorded on this abstract correctly summarize the tally of votes cast at the election indicated.

*Debbie Heller*  
 Debbie Heller, CCC  
 Coos County Clerk

Certified - Final Official Canvass of Votes  
 May 18, 2021 Special District Election  
 All Precincts, All Districts, All ScanStations, All Contests, All Boxes  
 Total Ballots Cast: 11952, Registered Voters: 47410, Overall Turnout: 25.21%  
 18 precincts reported out of 18 total

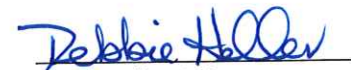
Page: 134 of 146  
 2021-06-03  
 09:14:03

**Shelley Road-Crest Acres Water Dist, Position 3 (Vote for 1)**

Precinct	Ballots Cast	Reg. Voters	Total Votes	John Higgins	Write-in	Over Votes	Under Votes
Precinct 11	131	310	86	85 98.84%	1 1.16%	0	45
Precinct 12	18	35	16	16 100.00%	0 0.00%	0	2
<b>Total</b>	<b>149</b>	<b>345</b>	<b>102</b>	<b>101 99.02%</b>	<b>1 0.98%</b>	<b>0</b>	<b>47</b>



I hereby certify the votes recorded on this abstract correctly summarize the tally of votes cast at the election indicated.

  
 Debbie Heller, CCC  
 Coos County Clerk

Certified - Final Official Canvass of Votes  
May 18, 2021 Special District Election  
All Precincts, All Districts, All ScanStations, All Contests, All Boxes  
Total Ballots Cast: 11952, Registered Voters: 47410, Overall Turnout: 25.21%  
18 precincts reported out of 18 total

Page: 135 of 146  
2021-06-03  
09:14:03

**Bunker Hill Sanitary Dist, Position 1 (Vote for 1)**

Precinct	Ballots Cast	Reg. Voters	Total Votes	Robert Mauer	Write-in	Over Votes	Under Votes
Precinct 08	88	763	59	59 100.00%	0 0.00%	0	29
Total	88	763	59	59 100.00%	0 0.00%	0	29



I hereby certify the votes recorded on this abstract correctly summarize the tally of votes cast at the election indicated.

*Debbie Heller*  
Debbie Heller, CCC  
Coos County Clerk

Certified - Final Official Canvass of Votes  
May 18, 2021 Special District Election  
All Precincts, All Districts, All ScanStations, All Contests, All Boxes  
Total Ballots Cast: 11952, Registered Voters: 47410, Overall Turnout: 25.21%  
18 precincts reported out of 18 total

Page: 136 of 146  
2021-06-03  
09:14:03

**Bunker Hill Sanitary Dist, Position 3 (Vote for 1)**

Precinct	Ballots Cast	Reg. Voters	Total Votes	Ronald Fox	Write-in	Over Votes	Under Votes
Precinct 08	88	763	57	57 100.00%	0 0.00%	0	31
Total	88	763	57	57 100.00%	0 0.00%	0	31



I hereby certify the votes recorded on this abstract correctly summarize the tally of votes cast at the election indicated.

*Debbie Heller*  
Debbie Heller, CCC  
Coos County Clerk

Certified - Final Official Canvass of Votes  
 May 18, 2021 Special District Election  
 All Precincts, All Districts, All ScanStations, All Contests, All Boxes  
 Total Ballots Cast: 11952, Registered Voters: 47410, Overall Turnout: 25.21%  
 18 precincts reported out of 18 total

Page: 137 of 146  
 2021-06-03  
 09:14:03

**Charleston Sanitary Dist, Position 1 (Vote for 1)**

Precinct	Ballots Cast	Reg. Voters	Total Votes	Connie E Green		Write-in		Over Votes	Under Votes
Precinct 08	357	2454	243	239	98.35%	4	1.65%	0	114
Precinct 09	31	235	21	21	100.00%	0	0.00%	0	10
<b>Total</b>	<b>388</b>	<b>2689</b>	<b>264</b>	<b>260</b>	<b>98.48%</b>	<b>4</b>	<b>1.52%</b>	<b>0</b>	<b>124</b>



I hereby certify the votes recorded on this abstract correctly summarize the tally of votes cast at the election indicated.

Debbie Heller, CCC  
 Coos County Clerk

Certified - Final Official Canvass of Votes  
 May 18, 2021 Special District Election  
 All Precincts, All Districts, All ScanStations, All Contests, All Boxes  
 Total Ballots Cast: 11952, Registered Voters: 47410, Overall Turnout: 25.21%  
 18 precincts reported out of 18 total

Page: 138 of 146  
 2021-06-03  
 09:14:03

**Charleston Sanitary Dist, Position 2 (Vote for 1)**

Precinct	Ballots Cast	Reg. Voters	Total Votes	Geri Lynn Glazier		Write-in		Over Votes	Under Votes
Precinct 08	357	2454	237	234	98.73%	3	1.27%	0	120
Precinct 09	31	235	21	21	100.00%	0	0.00%	0	10
<b>Total</b>	<b>388</b>	<b>2689</b>	<b>258</b>	<b>255</b>	<b>98.84%</b>	<b>3</b>	<b>1.16%</b>	<b>0</b>	<b>130</b>



I hereby certify the votes recorded on this abstract correctly summarize the tally of votes cast at the election indicated.

*Debbie Heller*

Debbie Heller, CCC  
 Coos County Clerk

Certified - Final Official Canvass of Votes  
May 18, 2021 Special District Election  
All Precincts, All Districts, All ScanStations, All Contests, All Boxes  
Total Ballots Cast: 11952, Registered Voters: 47410, Overall Turnout: 25.21%  
18 precincts reported out of 18 total


Page: 139 of 146  
2021-06-03  
09:14:03

**Charleston Sanitary Dist, Position 3 (Vote for 1)**

Precinct	Ballots Cast	Reg. Voters	Total Votes	Linda H Koepke	Write-in	Over Votes	Under Votes
Precinct 08	357	2454	237	235 99.16%	2 0.84%	0	120
Precinct 09	31	235	20	20 100.00%	0 0.00%	0	11
Total	388	2689	257	255 99.22%	2 0.78%	0	131



I hereby certify the votes recorded on this abstract correctly summarize the tally of votes cast at the election indicated.

  
Debbie Heller, CCC  
Coos County Clerk

Certified - Final Official Canvass of Votes  
 May 18, 2021 Special District Election  
 All Precincts, All Districts, All ScanStations, All Contests, All Boxes  
 Total Ballots Cast: 11952, Registered Voters: 47410, Overall Turnout: 25.21%  
 18 precincts reported out of 18 total

Page: 140 of 146  
 2021-06-03  
 09:14:03

**Charleston Sanitary Dist, Position 5-2 Year (Vote for 1)**

Precinct	Ballots Cast	Reg. Voters	Total Votes	Gerard (Jerry) Smith	Write-in	Over Votes	Under Votes
Precinct 08	357	2454	234	233 99.57%	1 0.43%	0	123
Precinct 09	31	235	20	20 100.00%	0 0.00%	0	11
<b>Total</b>	<b>388</b>	<b>2689</b>	<b>254</b>	<b>253 99.61%</b>	<b>1 0.39%</b>	<b>0</b>	<b>134</b>



I hereby certify the votes recorded on this abstract correctly summarize the tally of votes cast at the election indicated.

Debbie Heller, CCC  
 Coos County Clerk

Certified - Final Official Canvass of Votes  
May 18, 2021 Special District Election  
All Precincts, All Districts, All ScanStations, All Contests, All Boxes  
Total Ballots Cast: 11952, Registered Voters: 47410, Overall Turnout: 25.21%  
18 precincts reported out of 18 total

Page: 141 of 146  
2021-06-03  
09:14:03

**Cammann Road Dist, Position 2 (Vote for 1)**

Precinct	Ballots Cast	Reg. Voters	Total Votes	Tom Dyché	Write-in	Over Votes	Under Votes
Precinct 08	20	131	19	19 100.00%	0 0.00%	0	1
Total	20	131	19	19 100.00%	0 0.00%	0	1



I hereby certify the votes recorded on this abstract correctly summarize the tally of votes cast at the election indicated.

*Debbie Heller*  
Debbie Heller, CCC  
Coos County Clerk

Certified - Final Official Canvass of Votes  
May 18, 2021 Special District Election  
All Precincts, All Districts, All ScanStations, All Contests, All Boxes  
Total Ballots Cast: 11952, Registered Voters: 47410, Overall Turnout: 25.21%  
18 precincts reported out of 18 total


Page: 142 of 146  
2021-06-03  
09:14:03

**Cammann Road Dist, Position 3-2 Year (Vote for 1)**

Precinct	Ballots Cast	Reg. Voters	Total Votes	Write-in	Over Votes	Under Votes
Precinct 08	20	131	12	12 100.00%	0	8
Total	20	131	12	12 100.00%	0	8



I hereby certify the votes recorded on this abstract correctly summarize the tally of votes cast at the election indicated.

  
Debbie Heller, CCC  
Coos County Clerk

OFFICE OR MEASURE

**Cammann Road  
Commissioner – Position 3  
2 Year Balance**

COUNTY

**COOS**

ELECTION

May 18, 2021  
Special District Election

CANDIDATE OR MEASURE

Powers, Tina

Nigro, Samuel

**TOTAL**

BALLOT NUMBER

NAME OR NO.  
OF PRECINCT

- 1 Lakeside City & Rural
- 2 Rural North Bend
- 3 North Bend City West
- 4 North Bend City East
- 5 Coos Bay City West
- 6 Coos Bay City - Mid
- 7 Coos Bay City East
- 8 Rural Coos Bay East
- 9 Rural Coos Bay West
- 10 Rural Coos Bay
- 11 Rural Coquille
- 12 Coquille City
- 13 Myrtle Point City
- 14 Rural Myrtle Point
- 15 Powers City & Rural
- 16 Bandon City
- 17 Rural Bandon
- 18 Rural Bandon – 2CJ Curry Co

11

1

12

**TOTALS**

11

1

12

SER 910  
REV. 7/15/91

**STATE OF OREGON  
ABSTRACT OF VOTES**

- 1. Separate sheets for President - Vice President
- 2. National committee person
- 3. Delegates at Large
- 4. Delegates - Districts
- 5. U.S. Senator and Congressperson
- 6. State Offices
- 7. Judicial Offices
- 8. State Senators
- 9. State Representatives
- 10. Others

I certify the votes recorded on this abstract correctly summarize the Tally of votes cast at the election indicated.

Signature of County Clerk

Date of Abstract


*Debbie Heller* 6/13/21

ABSTRACT OF VOTES AT GENERAL AND SPECIAL ELECTIONS

Votes cast for governor must be on separate page or pages (ORS 254.545).

ABSTRACT OF VOTES AT PRIMARY ELECTIONS

Separate sheets for Democratic, Republican, Nonpartisan and other candidates.  
Separate sheets for candidates for city, county (including precinct) and state offices.



Certified - Final Official Canvass of Votes  
May 18, 2021 Special District Election  
All Precincts, All Districts, All ScanStations, All Contests, All Boxes  
Total Ballots Cast: 11952, Registered Voters: 47410, Overall Turnout: 25.21%  
18 precincts reported out of 18 total

Page: 143 of 146  
2021-06-03  
09:14:03

**6-188 Bandon City Renewal of Local Option Tax for Streets (Vote for 1)**

Precinct	Ballots Cast	Reg. Voters	Total Votes	Yes	No	Over Votes	Under Votes
Precinct 16	1029	2501	937	783 83.56%	154 16.44%	0	92
Total	1029	2501	937	783 83.56%	154 16.44%	0	92



I hereby certify the votes recorded on this abstract correctly summarize the tally of votes cast at the election indicated.

*Debbie Heller*  
Debbie Heller, CCC  
Coos County Clerk

Certified - Final Official Canvass of Votes  
May 18, 2021 Special District Election  
All Precincts, All Districts, All ScanStations, All Contests, All Boxes  
Total Ballots Cast: 11952, Registered Voters: 47410, Overall Turnout: 25.21%  
18 precincts reported out of 18 total

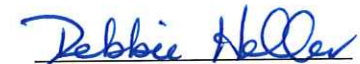
Page: 144 of 146  
2021-06-03  
09:14:03

**6-189 Lakeside City Amendment of ATV Access Route (Vote for 1)**

Precinct	Ballots Cast	Reg. Voters	Total Votes	Yes		No		Over Votes	Under Votes
Precinct 01	709	1586	701	350	49.93%	351	50.07%	0	8
Total	709	1586	701	350	49.93%	351	50.07%	0	8



I hereby certify the votes recorded on this abstract correctly summarize the tally of votes cast at the election indicated.

  
Debbie Heller, CCC  
Coos County Clerk





Certified - Final Official Canvass of Votes  
 May 18, 2021 Special District Election  
 All Precincts, All Districts, All ScanStations, All Contests, All Boxes  
 Total Ballots Cast: 11952, Registered Voters: 47410, Overall Turnout: 25.21%  
 18 precincts reported out of 18 total

Page: 145 of 146  
 2021-06-03  
 09:14:03

**6-190 Coquille School General Obligation Bond for Facilities (Vote for 1)**

Precinct	Ballots Cast	Reg. Voters	Total Votes	Yes		No		Over Votes	Under Votes
Precinct 11	834	2428	801	377	47.07%	424	52.93%	0	33
Precinct 12	964	2827	917	469	51.15%	448	48.85%	0	47
<b>Total</b>	<b>1798</b>	<b>5255</b>	<b>1718</b>	<b>846</b>	<b>49.24%</b>	<b>872</b>	<b>50.76%</b>	<b>0</b>	<b>80</b>



I hereby certify the votes recorded on this abstract correctly summarize the tally of votes cast at the election indicated.

*Rebbie Heller*

Rebbie Heller, CCC  
 Coos County Clerk

Certified - Final Official Canvass of Votes  
 May 18, 2021 Special District Election  
 All Precincts, All Districts, All ScanStations, All Contests, All Boxes  
 Total Ballots Cast: 11952, Registered Voters: 47410, Overall Turnout: 25.21%  
 18 precincts reported out of 18 total

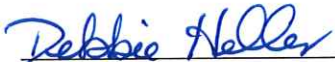
Page: 146 of 146  
 2021-06-03  
 09:14:03

**6-191 North Bend City 5-Year Local Option Tax to Fund Pool (Vote for 1)**

Precinct	Ballots Cast	Reg. Voters	Total Votes	Yes		No		Over Votes	Under Votes
Precinct 03	1208	3994	1119	585	52.28%	534	47.72%	0	89
Precinct 04	885	2973	818	485	59.29%	333	40.71%	0	67
Precinct 05	26	67	23	11	47.83%	12	52.17%	0	3
<b>Total</b>	<b>2119</b>	<b>7034</b>	<b>1960</b>	<b>1081</b>	<b>55.15%</b>	<b>879</b>	<b>44.85%</b>	<b>0</b>	<b>159</b>



I hereby certify the votes recorded on this abstract correctly summarize the tally of votes cast at the election indicated.

  
 Debbie Heller, CCC  
 Coos County Clerk