

May 21, 2024 Primary Election

All Precincts, All Districts, All Counter Groups, All ScanStations, All Contests, All Boxes

Total Ballots Cast: 18619, Registered Voters: 49482, Overall Turnout: 37.63%

18 precincts reported out of 18 total

President (DEM) (Vote for 1)

Precinct	Ballots Cast	Reg. Voters	Total Votes	Joseph R Biden		Marianne Williamson		Write-in		Over Votes	Under Votes
				Jr		Williamson					
Precinct 01	210	409	200	170	85.00%	19	9.50%	11	5.50%	0	10
Precinct 02	496	804	464	376	81.03%	58	12.50%	30	6.47%	0	32
Precinct 03	552	1003	505	427	84.55%	52	10.30%	26	5.15%	1	46
Precinct 04	484	853	456	398	87.28%	41	8.99%	17	3.73%	0	28
Precinct 05	602	1217	572	482	84.27%	60	10.49%	30	5.24%	0	30
Precinct 06	428	790	398	360	90.45%	30	7.54%	8	2.01%	0	30
Precinct 07	454	911	423	371	87.71%	31	7.33%	21	4.96%	0	31
Precinct 08	500	1044	466	382	81.97%	57	12.23%	27	5.79%	0	34
Precinct 09	58	126	55	47	85.45%	6	10.91%	2	3.64%	0	3
Precinct 10	345	638	319	269	84.33%	25	7.84%	25	7.84%	0	26
Precinct 11	269	454	251	215	85.66%	18	7.17%	18	7.17%	0	18
Precinct 12	324	594	304	254	83.55%	36	11.84%	14	4.61%	0	20
Precinct 13	167	317	160	132	82.50%	22	13.75%	6	3.75%	1	6
Precinct 14	166	291	147	113	76.87%	21	14.29%	13	8.84%	0	19
Precinct 15	56	105	50	42	84.00%	5	10.00%	3	6.00%	0	6
Precinct 16	477	768	459	415	90.41%	23	5.01%	21	4.58%	0	18
Precinct 17	458	753	432	382	88.43%	37	8.56%	13	3.01%	0	26
Precinct 18	56	94	54	42	77.78%	5	9.26%	7	12.96%	0	2
Total	6102	11171	5715	4877	85.34%	546	9.55%	292	5.11%	2	385



I hereby certify the votes recorded on this abstract correctly summarize the tally of votes cast at the election indicated.

Julie Brecke
 Julie A Brecke
 Coos County Clerk

Certified - Final Official Canvass of Votes
 May 21, 2024 Primary Election
 All Precincts, All Districts, All Counter Groups, All ScanStations, All Contests, All Boxes
 Total Ballots Cast: 18619, Registered Voters: 49482, Overall Turnout: 37.63%
 18 precincts reported out of 18 total

President (REP) (Vote for 1)

Precinct	Ballots Cast	Reg. Voters	Total Votes	Donald J Trump		Write-in		Over Votes	Under Votes
Precinct 01	440	740	420	400	95.24%	20	4.76%	0	20
Precinct 02	749	1325	685	651	95.04%	34	4.96%	1	63
Precinct 03	626	1230	559	535	95.71%	24	4.29%	0	67
Precinct 04	367	748	332	305	91.87%	27	8.13%	0	35
Precinct 05	693	1360	636	602	94.65%	34	5.35%	0	57
Precinct 06	399	749	352	318	90.34%	34	9.66%	0	47
Precinct 07	440	864	410	382	93.17%	28	6.83%	0	30
Precinct 08	681	1401	645	620	96.12%	25	3.88%	0	36
Precinct 09	60	116	58	54	93.10%	4	6.90%	0	2
Precinct 10	633	1138	596	567	95.13%	29	4.87%	0	37
Precinct 11	613	1032	576	548	95.14%	28	4.86%	0	37
Precinct 12	482	886	449	435	96.88%	14	3.12%	0	33
Precinct 13	340	654	323	312	96.59%	11	3.41%	0	17
Precinct 14	561	990	534	523	97.94%	11	2.06%	0	27
Precinct 15	112	219	109	107	98.17%	2	1.83%	0	3
Precinct 16	440	729	410	380	92.68%	30	7.32%	0	30
Precinct 17	613	1096	572	550	96.15%	22	3.85%	0	41
Precinct 18	107	187	97	96	98.97%	1	1.03%	0	10
Total	8356	15464	7763	7385	95.13%	378	4.87%	1	592



I hereby certify the votes recorded on this abstract correctly summarize the tally of votes cast at the election indicated.

Julie Brecke
 Julie A Brecke
 Coos County Clerk

May 21, 2024 Primary Election

All Precincts, All Districts, All Counter Groups, All ScanStations, All Contests, All Boxes

Total Ballots Cast: 18619, Registered Voters: 49482, Overall Turnout: 37.63%

18 precincts reported out of 18 total

US Representative, 4th District (DEM) (Vote for 1)

Precinct	Ballots Cast	Reg. Voters	Total Votes	Val Hoyle	Write-in	Over Votes	Under Votes
Precinct 01	210	409	177	176 99.44%	1 0.56%	0	33
Precinct 02	496	804	416	398 95.67%	18 4.33%	0	80
Precinct 03	552	1003	443	432 97.52%	11 2.48%	1	108
Precinct 04	484	853	417	409 98.08%	8 1.92%	0	67
Precinct 05	602	1217	519	508 97.88%	11 2.12%	0	83
Precinct 06	428	790	361	353 97.78%	8 2.22%	0	67
Precinct 07	454	911	388	375 96.65%	13 3.35%	0	66
Precinct 08	500	1044	412	404 98.06%	8 1.94%	0	88
Precinct 09	58	126	44	44 100.00%	0 0.00%	0	14
Precinct 10	345	638	282	267 94.68%	15 5.32%	0	63
Precinct 11	269	454	222	217 97.75%	5 2.25%	0	47
Precinct 12	324	594	269	264 98.14%	5 1.86%	0	55
Precinct 13	167	317	144	141 97.92%	3 2.08%	0	23
Precinct 14	166	291	125	119 95.20%	6 4.80%	0	41
Precinct 15	56	105	40	39 97.50%	1 2.50%	0	16
Precinct 16	477	768	410	406 99.02%	4 0.98%	0	67
Precinct 17	458	753	391	385 98.47%	6 1.53%	0	67
Precinct 18	56	94	51	49 96.08%	2 3.92%	0	5
Total	6102	11171	5111	4986 97.55%	125 2.45%	1	990



I hereby certify the votes recorded on this abstract correctly summarize the tally of votes cast at the election indicated.

Julie Brecke
 Julie A Brecke
 Coos County Clerk

Certified - Final Official Canvass of Votes
 May 21, 2024 Primary Election
 All Precincts, All Districts, All Counter Groups, All ScanStations, All Contests, All Boxes
 Total Ballots Cast: 18619, Registered Voters: 49482, Overall Turnout: 37.63%
 18 precincts reported out of 18 total

US Representative, 4th District (REP) (Vote for 1)

Precinct	Ballots Cast	Reg. Voters	Total Votes	Monique DeSpain		Amy L Ryan Courser		Write-in		Over Votes	Under Votes
Precinct 01	440	740	364	207	56.87%	154	42.31%	3	0.82%	0	76
Precinct 02	749	1325	631	373	59.11%	254	40.25%	4	0.63%	0	118
Precinct 03	626	1230	526	285	54.18%	231	43.92%	10	1.90%	0	100
Precinct 04	367	748	302	185	61.26%	115	38.08%	2	0.66%	0	65
Precinct 05	693	1360	602	356	59.14%	244	40.53%	2	0.33%	0	91
Precinct 06	399	749	329	181	55.02%	143	43.47%	5	1.52%	0	70
Precinct 07	440	864	362	219	60.50%	137	37.85%	6	1.66%	0	78
Precinct 08	681	1401	575	304	52.87%	265	46.09%	6	1.04%	0	106
Precinct 09	60	116	47	21	44.68%	24	51.06%	2	4.26%	0	13
Precinct 10	633	1138	530	280	52.83%	246	46.42%	4	0.75%	0	103
Precinct 11	613	1032	486	276	56.79%	207	42.59%	3	0.62%	0	127
Precinct 12	482	886	392	220	56.12%	169	43.11%	3	0.77%	0	90
Precinct 13	340	654	285	154	54.04%	130	45.61%	1	0.35%	1	54
Precinct 14	561	990	470	272	57.87%	192	40.85%	6	1.28%	0	91
Precinct 15	112	219	86	37	43.02%	49	56.98%	0	0.00%	0	26
Precinct 16	440	729	385	219	56.88%	164	42.60%	2	0.52%	0	55
Precinct 17	613	1096	508	299	58.86%	206	40.55%	3	0.59%	0	105
Precinct 18	107	187	94	48	51.06%	44	46.81%	2	2.13%	2	11
Total	8356	15464	6974	3936	56.44%	2974	42.64%	64	0.92%	3	1379




I hereby certify the votes recorded on this abstract correctly summarize the tally of votes cast at the election indicated.

Julie Brecke
 Julie A Brecke
 Coos County Clerk

Certified - Final Official Canvass of Votes
 May 21, 2024 Primary Election
 All Precincts, All Districts, All Counter Groups, All ScanStations, All Contests, All Boxes
 Total Ballots Cast: 18619, Registered Voters: 49482, Overall Turnout: 37.63%
 18 precincts reported out of 18 total

Secretary of State (DEM) (Vote for 1)

Precinct	Ballots Cast	Reg. Voters	Total Votes	James Jim Crary	Paul Damian Wells	Tobias Read	Dave W Stauffer	James Manning Jr	Write-in	Over Votes	Under Votes
Precinct 01	209	409	188	19 10.11%	7 3.72%	118 62.77%	6 3.19%	36 19.15%	2 1.06%	0	21
Precinct 02	495	804	435	25 5.75%	12 2.76%	276 63.45%	19 4.37%	91 20.92%	12 2.76%	1	59
Precinct 03	552	1003	469	23 4.90%	12 2.56%	327 69.72%	15 3.20%	83 17.70%	9 1.92%	0	83
Precinct 04	484	853	415	20 4.82%	19 4.58%	276 66.51%	9 2.17%	88 21.20%	3 0.72%	0	69
Precinct 05	600	1217	520	41 7.88%	13 2.50%	307 59.04%	22 4.23%	132 25.38%	5 0.96%	0	80
Precinct 06	428	790	381	18 4.72%	7 1.84%	232 60.89%	9 2.36%	113 29.66%	2 0.52%	1	46
Precinct 07	454	911	391	17 4.35%	13 3.32%	249 63.68%	11 2.81%	95 24.30%	6 1.53%	0	63
Precinct 08	500	1044	430	28 6.51%	14 3.26%	245 56.98%	13 3.02%	124 28.84%	6 1.40%	0	70
Precinct 09	58	126	50	4 8.00%	1 2.00%	39 78.00%	2 4.00%	4 8.00%	0 0.00%	0	8
Precinct 10	345	638	287	13 4.53%	9 3.14%	183 63.76%	10 3.48%	62 21.60%	10 3.48%	0	58
Precinct 11	268	454	230	15 6.52%	6 2.61%	149 64.78%	13 5.65%	42 18.26%	5 2.17%	0	38
Precinct 12	324	594	276	22 7.97%	9 3.26%	168 60.87%	12 4.35%	61 22.10%	4 1.45%	0	48
Precinct 13	167	317	148	15 10.14%	4 2.70%	102 68.92%	5 3.38%	21 14.19%	1 0.68%	1	18
Precinct 14	166	291	129	8 6.20%	4 3.10%	93 72.09%	6 4.65%	15 11.63%	3 2.33%	1	36
Precinct 15	56	105	42	2 4.76%	3 7.14%	21 50.00%	3 7.14%	13 30.95%	0 0.00%	0	14
Precinct 16	476	768	421	23 5.46%	12 2.85%	248 58.91%	7 1.66%	128 30.40%	3 0.71%	0	55
Precinct 17	457	753	391	13 3.32%	12 3.07%	253 64.71%	9 2.30%	98 25.06%	6 1.53%	0	66
Precinct 18	56	94	49	5 10.20%	0 0.00%	25 51.02%	1 2.04%	16 32.65%	2 4.08%	0	7
Total	6095	11171	5252	311 5.92%	157 2.99%	3311 63.04%	172 3.27%	1222 23.27%	79 1.50%	4	839



I hereby certify the votes recorded on this abstract correctly summarize the tally of votes cast at the election indicated.

Julie Brecke
 Julie A Brecke
 Coos County Clerk

Certified - Final Official Canvass of Votes
 May 21, 2024 Primary Election
 All Precincts, All Districts, All Counter Groups, All ScanStations, All Contests, All Boxes
 Total Ballots Cast: 18619, Registered Voters: 49482, Overall Turnout: 37.63%
 18 precincts reported out of 18 total

Secretary of State (REP) (Vote for 1)

Precinct	Ballots Cast	Reg. Voters	Total Votes	Brent Barker		Dennis Linthicum		Tim McCloud		Write-in		Over Votes	Under Votes
Precinct 01	440	740	367	95	25.89%	206	56.13%	64	17.44%	2	0.54%	0	73
Precinct 02	749	1325	620	121	19.52%	394	63.55%	103	16.61%	2	0.32%	0	129
Precinct 03	626	1230	511	117	22.90%	305	59.69%	82	16.05%	7	1.37%	0	115
Precinct 04	367	748	300	61	20.33%	197	65.67%	40	13.33%	2	0.67%	0	67
Precinct 05	693	1360	577	147	25.48%	296	51.30%	132	22.88%	2	0.35%	0	116
Precinct 06	398	749	317	71	22.40%	193	60.88%	48	15.14%	5	1.58%	0	81
Precinct 07	440	864	358	92	25.70%	193	53.91%	69	19.27%	4	1.12%	0	82
Precinct 08	678	1401	555	130	23.42%	318	57.30%	106	19.10%	1	0.18%	0	123
Precinct 09	60	116	49	14	28.57%	30	61.22%	5	10.20%	0	0.00%	0	11
Precinct 10	632	1138	509	102	20.04%	337	66.21%	65	12.77%	5	0.98%	0	123
Precinct 11	612	1032	478	105	21.97%	307	64.23%	60	12.55%	6	1.26%	0	134
Precinct 12	482	886	378	103	27.25%	203	53.70%	69	18.25%	3	0.79%	0	104
Precinct 13	340	654	277	76	27.44%	159	57.40%	40	14.44%	2	0.72%	0	63
Precinct 14	561	990	458	90	19.65%	296	64.63%	72	15.72%	0	0.00%	0	103
Precinct 15	112	219	83	16	19.28%	43	51.81%	24	28.92%	0	0.00%	0	29
Precinct 16	440	729	366	72	19.67%	235	64.21%	56	15.30%	3	0.82%	0	74
Precinct 17	612	1096	507	108	21.30%	319	62.92%	78	15.38%	2	0.39%	1	104
Precinct 18	107	187	96	23	23.96%	56	58.33%	17	17.71%	0	0.00%	0	11
Total	8349	15464	6806	1543	22.67%	4087	60.05%	1130	16.60%	46	0.68%	1	1542



I hereby certify the votes recorded on this abstract correctly summarize the tally of votes cast at the election indicated.

Julie Brecke
 Julie A Brecke
 Coos County Clerk

May 21, 2024 Primary Election

All Precincts, All Districts, All Counter Groups, All ScanStations, All Contests, All Boxes

Total Ballots Cast: 18619, Registered Voters: 49482, Overall Turnout: 37.63%

18 precincts reported out of 18 total

State Treasurer (DEM) (Vote for 1)

Precinct	Ballots Cast	Reg. Voters	Total Votes	Jeff Gudman	Elizabeth Steiner	Write-in	Over Votes	Under Votes
Precinct 01	209	409	185	55 29.73%	129 69.73%	1 0.54%	0	24
Precinct 02	495	804	419	109 26.01%	302 72.08%	8 1.91%	0	76
Precinct 03	552	1003	462	121 26.19%	332 71.86%	9 1.95%	0	90
Precinct 04	484	853	404	88 21.78%	313 77.48%	3 0.74%	0	80
Precinct 05	600	1217	507	130 25.64%	371 73.18%	6 1.18%	0	93
Precinct 06	428	790	374	88 23.53%	284 75.94%	2 0.53%	0	54
Precinct 07	454	911	380	90 23.68%	284 74.74%	6 1.58%	0	74
Precinct 08	500	1044	432	105 24.31%	321 74.31%	6 1.39%	0	68
Precinct 09	58	126	46	11 23.91%	35 76.09%	0 0.00%	0	12
Precinct 10	345	638	284	66 23.24%	209 73.59%	9 3.17%	0	61
Precinct 11	268	454	223	65 29.15%	154 69.06%	4 1.79%	0	45
Precinct 12	324	594	268	65 24.25%	201 75.00%	2 0.75%	0	56
Precinct 13	167	317	150	42 28.00%	107 71.33%	1 0.67%	0	17
Precinct 14	166	291	127	46 36.22%	79 62.20%	2 1.57%	0	39
Precinct 15	56	105	38	8 21.05%	29 76.32%	1 2.63%	0	18
Precinct 16	476	768	412	72 17.48%	337 81.80%	3 0.73%	0	64
Precinct 17	457	753	386	80 20.73%	300 77.72%	6 1.55%	0	71
Precinct 18	56	94	46	7 15.22%	37 80.43%	2 4.35%	1	9
Total	6095	11171	5143	1248 24.27%	3824 74.35%	71 1.38%	1	951



I hereby certify the votes recorded on this abstract correctly summarize the tally of votes cast at the election indicated.

Julie Brecke
 Julie A Brecke
 Coos County Clerk

Certified - Final Official Canvass of Votes
 May 21, 2024 Primary Election
 All Precincts, All Districts, All Counter Groups, All ScanStations, All Contests, All Boxes
 Total Ballots Cast: 18619, Registered Voters: 49482, Overall Turnout: 37.63%
 18 precincts reported out of 18 total

State Treasurer (REP) (Vote for 1)

Precinct	Ballots Cast	Reg. Voters	Total Votes	Brian J Boquist	Write-in	Over Votes	Under Votes
Precinct 01	440	740	300	297 99.00%	3 1.00%	0	140
Precinct 02	749	1325	521	520 99.81%	1 0.19%	0	228
Precinct 03	626	1230	432	429 99.31%	3 0.69%	0	194
Precinct 04	367	748	263	261 99.24%	2 0.76%	0	104
Precinct 05	693	1360	508	505 99.41%	3 0.59%	0	185
Precinct 06	398	749	267	264 98.88%	3 1.12%	0	131
Precinct 07	440	864	299	297 99.33%	2 0.67%	0	141
Precinct 08	678	1401	453	448 98.90%	5 1.10%	0	225
Precinct 09	60	116	36	36 100.00%	0 0.00%	0	24
Precinct 10	632	1138	427	423 99.06%	4 0.94%	0	205
Precinct 11	612	1032	388	381 98.20%	7 1.80%	0	224
Precinct 12	482	886	328	328 100.00%	0 0.00%	0	154
Precinct 13	340	654	243	242 99.59%	1 0.41%	0	97
Precinct 14	561	990	387	384 99.22%	3 0.78%	0	174
Precinct 15	112	219	73	73 100.00%	0 0.00%	0	39
Precinct 16	440	729	298	296 99.33%	2 0.67%	0	142
Precinct 17	612	1096	423	419 99.05%	4 0.95%	0	189
Precinct 18	107	187	69	68 98.55%	1 1.45%	0	38
Total	8349	15464	5715	5671 99.23%	44 0.77%	0	2634



I hereby certify the votes recorded on this abstract correctly summarize the tally of votes cast at the election indicated.

Julie Brecke
 Julie A Brecke
 Coos County Clerk

Certified - Final Official Canvass of Votes
 May 21, 2024 Primary Election
 All Precincts, All Districts, All Counter Groups, All ScanStations, All Contests, All Boxes
 Total Ballots Cast: 18619, Registered Voters: 49482, Overall Turnout: 37.63%
 18 precincts reported out of 18 total

Attorney General (DEM) (Vote for 1)

Precinct	Ballots Cast	Reg. Voters	Total Votes	Dan Rayfield		Shaina Maxey Pomerantz		Write-in		Over Votes	Under Votes
Precinct 01	209	409	182	135	74.18%	45	24.73%	2	1.10%	0	27
Precinct 02	495	804	421	281	66.75%	126	29.93%	14	3.33%	0	74
Precinct 03	552	1003	456	323	70.83%	125	27.41%	8	1.75%	0	96
Precinct 04	484	853	405	277	68.40%	123	30.37%	5	1.23%	0	79
Precinct 05	600	1217	508	306	60.24%	196	38.58%	6	1.18%	0	92
Precinct 06	428	790	366	256	69.95%	109	29.78%	1	0.27%	0	62
Precinct 07	454	911	382	253	66.23%	122	31.94%	7	1.83%	0	72
Precinct 08	500	1044	420	249	59.29%	166	39.52%	5	1.19%	0	80
Precinct 09	58	126	48	31	64.58%	17	35.42%	0	0.00%	0	10
Precinct 10	345	638	283	186	65.72%	88	31.10%	9	3.18%	0	62
Precinct 11	268	454	222	159	71.62%	59	26.58%	4	1.80%	0	46
Precinct 12	324	594	266	175	65.79%	88	33.08%	3	1.13%	1	57
Precinct 13	167	317	141	89	63.12%	51	36.17%	1	0.71%	0	26
Precinct 14	166	291	127	89	70.08%	35	27.56%	3	2.36%	0	39
Precinct 15	56	105	36	15	41.67%	20	55.56%	1	2.78%	0	20
Precinct 16	476	768	411	267	64.96%	140	34.06%	4	0.97%	0	65
Precinct 17	457	753	389	276	70.95%	109	28.02%	4	1.03%	0	68
Precinct 18	56	94	48	34	70.83%	12	25.00%	2	4.17%	0	8
Total	6095	11171	5111	3401	66.54%	1631	31.91%	79	1.55%	1	983



I hereby certify the votes recorded on this abstract correctly summarize the tally of votes cast at the election indicated.

Julie Brecke
 Julie A Brecke
 Coos County Clerk

Certified - Final Official Canvass of Votes
 May 21, 2024 Primary Election
 All Precincts, All Districts, All Counter Groups, All ScanStations, All Contests, All Boxes
 Total Ballots Cast: 18619, Registered Voters: 49482, Overall Turnout: 37.63%
 18 precincts reported out of 18 total

Attorney General (REP) (Vote for 1)

Precinct	Ballots Cast	Reg. Voters	Total Votes	Michael Cross		Will Lathrop		Write-in		Over Votes	Under Votes
Precinct 01	440	740	359	179	49.86%	177	49.30%	3	0.84%	0	81
Precinct 02	749	1325	617	237	38.41%	379	61.43%	1	0.16%	0	132
Precinct 03	626	1230	513	234	45.61%	275	53.61%	4	0.78%	0	113
Precinct 04	367	748	302	118	39.07%	182	60.26%	2	0.66%	0	65
Precinct 05	693	1360	573	287	50.09%	286	49.91%	0	0.00%	0	120
Precinct 06	398	749	318	124	38.99%	191	60.06%	3	0.94%	0	80
Precinct 07	440	864	355	143	40.28%	209	58.87%	3	0.85%	0	85
Precinct 08	678	1401	561	251	44.74%	310	55.26%	0	0.00%	0	117
Precinct 09	60	116	45	18	40.00%	27	60.00%	0	0.00%	0	15
Precinct 10	632	1138	516	212	41.09%	301	58.33%	3	0.58%	0	116
Precinct 11	612	1032	469	177	37.74%	288	61.41%	4	0.85%	0	143
Precinct 12	482	886	379	139	36.68%	238	62.80%	2	0.53%	0	103
Precinct 13	340	654	280	111	39.64%	169	60.36%	0	0.00%	0	60
Precinct 14	561	990	454	183	40.31%	269	59.25%	2	0.44%	0	107
Precinct 15	112	219	83	41	49.40%	42	50.60%	0	0.00%	0	29
Precinct 16	440	729	362	150	41.44%	210	58.01%	2	0.55%	0	78
Precinct 17	612	1096	512	193	37.70%	317	61.91%	2	0.39%	0	100
Precinct 18	107	187	93	39	41.94%	54	58.06%	0	0.00%	0	14
Total	8349	15464	6791	2836	41.76%	3924	57.78%	31	0.46%	0	1558



I hereby certify the votes recorded on this abstract correctly summarize the tally of votes cast at the election indicated.

Julie Brecke
 Julie A Brecke
 Coos County Clerk

May 21, 2024 Primary Election

All Precincts, All Districts, All Counter Groups, All ScanStations, All Contests, All Boxes

Total Ballots Cast: 18619, Registered Voters: 49482, Overall Turnout: 37.63%

18 precincts reported out of 18 total

State Senator, 1st District (DEM) (Vote for 1)

Precinct	Ballots Cast	Reg. Voters	Total Votes	Write-in	Over Votes	Under Votes
Precinct 10	345	638	21	21 100.00%	0	324
Precinct 11	268	454	23	23 100.00%	0	245
Precinct 12	324	594	13	13 100.00%	0	311
Precinct 13	167	317	8	8 100.00%	0	159
Precinct 14	166	291	7	7 100.00%	0	159
Precinct 15	56	105	4	4 100.00%	0	52
Precinct 16	476	768	24	24 100.00%	0	452
Precinct 17	457	753	25	25 100.00%	0	432
Precinct 18	56	94	3	3 100.00%	0	53
Total	2315	4014	128	128 100.00%	0	2187



I hereby certify the votes recorded on this abstract correctly summarize the tally of votes cast at the election indicated.

Julie Brecke

Julie A Brecke
Coos County Clerk

Certified - Final Official Canvass of Votes
 May 21, 2024 Primary Election
 All Precincts, All Districts, All Counter Groups, All ScanStations, All Contests, All Boxes
 Total Ballots Cast: 18619, Registered Voters: 49482, Overall Turnout: 37.63%
 18 precincts reported out of 18 total

State Senator, 1st District (REP) (Vote for 1)

Precinct	Ballots Cast	Reg. Voters	Total Votes	Paul J Romero Jr		Ashley Hicks		David Brock Smith		Todd J Vaughn		Write-in		Over Votes	Under Votes
Precinct 10	632	1138	551	36	6.53%	31	5.63%	328	59.53%	156	28.31%	0	0.00%	1	80
Precinct 11	612	1032	530	33	6.23%	27	5.09%	318	60.00%	150	28.30%	2	0.38%	0	82
Precinct 12	482	886	424	30	7.08%	32	7.55%	240	56.60%	121	28.54%	1	0.24%	0	58
Precinct 13	340	654	303	25	8.25%	16	5.28%	163	53.80%	99	32.67%	0	0.00%	0	37
Precinct 14	561	990	500	28	5.60%	21	4.20%	234	46.80%	217	43.40%	0	0.00%	1	60
Precinct 15	112	219	96	11	11.46%	1	1.04%	37	38.54%	47	48.96%	0	0.00%	0	16
Precinct 16	440	729	394	35	8.88%	26	6.60%	231	58.63%	100	25.38%	2	0.51%	0	46
Precinct 17	612	1096	556	42	7.55%	28	5.04%	302	54.32%	184	33.09%	0	0.00%	0	56
Precinct 18	107	187	102	12	11.76%	3	2.94%	59	57.84%	28	27.45%	0	0.00%	0	5
Total	3898	6931	3456	252	7.29%	185	5.35%	1912	55.32%	1102	31.89%	5	0.14%	2	440



I hereby certify the votes recorded on this abstract correctly summarize the tally of votes cast at the election indicated.

Julie Brecke
 Julie A Brecke
 Coos County Clerk

Certified - Final Official Canvass of Votes
 May 21, 2024 Primary Election
 All Precincts, All Districts, All Counter Groups, All ScanStations, All Contests, All Boxes
 Total Ballots Cast: 18619, Registered Voters: 49482, Overall Turnout: 37.63%
 18 precincts reported out of 18 total

State Senator, 5th District (DEM) (Vote for 1)

Precinct	Ballots Cast	Reg. Voters	Total Votes	Jo Beaudreau	Write-in	Over Votes	Under Votes
Precinct 01	209	409	151	149 98.68%	2 1.32%	0	58
Precinct 02	495	804	350	338 96.57%	12 3.43%	0	145
Precinct 03	552	1003	389	381 97.94%	8 2.06%	0	163
Precinct 04	484	853	364	358 98.35%	6 1.65%	0	120
Precinct 05	600	1217	454	449 98.90%	5 1.10%	0	146
Precinct 06	428	790	308	305 99.03%	3 0.97%	0	120
Precinct 07	454	911	313	310 99.04%	3 0.96%	0	141
Precinct 08	500	1044	355	348 98.03%	7 1.97%	0	145
Precinct 09	58	126	36	34 94.44%	2 5.56%	0	22
Total	3780	7157	2720	2672 98.24%	48 1.76%	0	1060



I hereby certify the votes recorded on this abstract correctly summarize the tally of votes cast at the election indicated.

Julie Brecke
 Julie A Brecke
 Coos County Clerk

Certified - Final Official Canvass of Votes
 May 21, 2024 Primary Election
 All Precincts, All Districts, All Counter Groups, All ScanStations, All Contests, All Boxes
 Total Ballots Cast: 18619, Registered Voters: 49482, Overall Turnout: 37.63%
 18 precincts reported out of 18 total

State Senator, 5th District (REP) (Vote for 1)

Precinct	Ballots Cast	Reg. Voters	Total Votes	Dick Anderson	Write-in	Over Votes	Under Votes
Precinct 01	440	740	281	278 98.93%	3 1.07%	0	159
Precinct 02	749	1325	516	515 99.81%	1 0.19%	0	233
Precinct 03	626	1230	423	416 98.35%	7 1.65%	0	203
Precinct 04	367	748	259	258 99.61%	1 0.39%	0	108
Precinct 05	693	1360	521	519 99.62%	2 0.38%	0	172
Precinct 06	398	749	269	262 97.40%	7 2.60%	0	129
Precinct 07	440	864	300	297 99.00%	3 1.00%	0	140
Precinct 08	678	1401	455	452 99.34%	3 0.66%	0	223
Precinct 09	60	116	34	34 100.00%	0 0.00%	0	26
Total	4451	8533	3058	3031 99.12%	27 0.88%	0	1393



I hereby certify the votes recorded on this abstract correctly summarize the tally of votes cast at the election indicated.

Julie Brecke
 Julie A Brecke
 Coos County Clerk

May 21, 2024 Primary Election

All Precincts, All Districts, All Counter Groups, All ScanStations, All Contests, All Boxes

Total Ballots Cast: 18619, Registered Voters: 49482, Overall Turnout: 37.63%

18 precincts reported out of 18 total

State Representative, 1st District (DEM) (Vote for 1)

Precinct	Ballots Cast	Reg. Voters	Total Votes	Bret Cecil	Write-in	Over Votes	Under Votes
Precinct 10	345	638	215	207 96.28%	8 3.72%	0	130
Precinct 11	268	454	178	171 96.07%	7 3.93%	0	90
Precinct 12	324	594	214	213 99.53%	1 0.47%	0	110
Precinct 13	167	317	116	115 99.14%	1 0.86%	0	51
Precinct 14	166	291	108	107 99.07%	1 0.93%	0	58
Precinct 15	56	105	33	32 96.97%	1 3.03%	0	23
Precinct 16	476	768	322	317 98.45%	5 1.55%	0	154
Precinct 17	457	753	301	296 98.34%	5 1.66%	0	156
Precinct 18	56	94	44	42 95.45%	2 4.55%	0	12
Total	2315	4014	1531	1500 97.98%	31 2.02%	0	784



I hereby certify the votes recorded on this abstract correctly summarize the tally of votes cast at the election indicated.

Julie Brecke
 Julie A Brecke
 Coos County Clerk

May 21, 2024 Primary Election

All Precincts, All Districts, All Counter Groups, All ScanStations, All Contests, All Boxes

Total Ballots Cast: 18619, Registered Voters: 49482, Overall Turnout: 37.63%

18 precincts reported out of 18 total

State Representative, 1st District (REP) (Vote for 1)

Precinct	Ballots Cast	Reg. Voters	Total Votes	Court Boice	Write-in	Over Votes	Under Votes
Precinct 10	632	1138	418	415 99.28%	3 0.72%	0	214
Precinct 11	612	1032	395	389 98.48%	6 1.52%	0	217
Precinct 12	482	886	324	323 99.69%	1 0.31%	0	158
Precinct 13	340	654	250	245 98.00%	5 2.00%	0	90
Precinct 14	561	990	387	369 95.35%	18 4.65%	0	174
Precinct 15	112	219	83	83 100.00%	0 0.00%	0	29
Precinct 16	440	729	304	298 98.03%	6 1.97%	0	136
Precinct 17	612	1096	436	427 97.94%	9 2.06%	0	176
Precinct 18	107	187	82	81 98.78%	1 1.22%	0	25
Total	3898	6931	2679	2630 98.17%	49 1.83%	0	1219



I hereby certify the votes recorded on this abstract correctly summarize the tally of votes cast at the election indicated.

Julie Brecke
 Julie A Brecke
 Coos County Clerk

Certified - Final Official Canvass of Votes
 May 21, 2024 Primary Election
 All Precincts, All Districts, All Counter Groups, All ScanStations, All Contests, All Boxes
 Total Ballots Cast: 18619, Registered Voters: 49482, Overall Turnout: 37.63%
 18 precincts reported out of 18 total

State Representative, 9th District (DEM) (Vote for 1)

Precinct	Ballots Cast	Reg. Voters	Total Votes	Erik S Schuttpelz	Write-in	Over Votes	Under Votes
Precinct 01	209	409	149	147 98.66%	2 1.34%	0	60
Precinct 02	495	804	347	339 97.69%	8 2.31%	0	148
Precinct 03	552	1003	370	361 97.57%	9 2.43%	0	182
Precinct 04	484	853	350	339 96.86%	11 3.14%	0	134
Precinct 05	600	1217	439	433 98.63%	6 1.37%	0	161
Precinct 06	428	790	295	292 98.98%	3 1.02%	0	133
Precinct 07	454	911	311	305 98.07%	6 1.93%	0	143
Precinct 08	500	1044	341	335 98.24%	6 1.76%	0	159
Precinct 09	58	126	35	33 94.29%	2 5.71%	0	23
Total	3780	7157	2637	2584 97.99%	53 2.01%	0	1143



I hereby certify the votes recorded on this abstract correctly summarize the tally of votes cast at the election indicated.

Julie Brecke
 Julie A Brecke
 Coos County Clerk

Certified - Final Official Canvass of Votes
 May 21, 2024 Primary Election
 All Precincts, All Districts, All Counter Groups, All ScanStations, All Contests, All Boxes
 Total Ballots Cast: 18619, Registered Voters: 49482, Overall Turnout: 37.63%
 18 precincts reported out of 18 total

State Representative, 9th District (REP) (Vote for 1)

Precinct	Ballots Cast	Reg. Voters	Total Votes	Boomer Wright	Write-in	Over Votes	Under Votes
Precinct 01	440	740	319	311 97.49%	8 2.51%	0	121
Precinct 02	749	1325	588	585 99.49%	3 0.51%	0	161
Precinct 03	626	1230	460	452 98.26%	8 1.74%	0	166
Precinct 04	367	748	288	287 99.65%	1 0.35%	0	79
Precinct 05	693	1360	547	546 99.82%	1 0.18%	0	146
Precinct 06	398	749	298	291 97.65%	7 2.35%	0	100
Precinct 07	440	864	338	334 98.82%	4 1.18%	0	102
Precinct 08	678	1401	494	489 98.99%	5 1.01%	0	184
Precinct 09	60	116	38	38 100.00%	0 0.00%	0	22
Total	4451	8533	3370	3333 98.90%	37 1.10%	0	1081



I hereby certify the votes recorded on this abstract correctly summarize the tally of votes cast at the election indicated.

Julie Brecke
 Julie A Brecke
 Coos County Clerk

Certified - Final Official Canvass of Votes
 May 21, 2024 Primary Election
 All Precincts, All Districts, All Counter Groups, All ScanStations, All Contests, All Boxes
 Total Ballots Cast: 18619, Registered Voters: 49482, Overall Turnout: 37.63%
 18 precincts reported out of 18 total

Judge of the Supreme Court, Position 2 (Vote for 1)

Precinct	Ballots Cast	Reg. Voters	Total Votes	Rebecca A Duncan	Write-in	Over Votes	Under Votes
Precinct 01	811	2024	423	420 99.29%	3 0.71%	0	388
Precinct 02	1577	3552	860	844 98.14%	16 1.86%	0	717
Precinct 03	1503	4202	871	856 98.28%	15 1.72%	0	632
Precinct 04	1112	3039	676	671 99.26%	5 0.74%	0	436
Precinct 05	1682	5291	1021	1007 98.63%	14 1.37%	0	661
Precinct 06	1077	2810	620	609 98.23%	11 1.77%	0	457
Precinct 07	1150	3455	638	623 97.65%	15 2.35%	0	512
Precinct 08	1582	5048	885	867 97.97%	18 2.03%	0	697
Precinct 09	171	499	71	71 100.00%	0 0.00%	0	100
Precinct 10	1258	3003	621	605 97.42%	16 2.58%	0	637
Precinct 11	1101	2545	534	523 97.94%	11 2.06%	0	567
Precinct 12	1084	2892	600	591 98.50%	9 1.50%	0	484
Precinct 13	652	1877	407	401 98.53%	6 1.47%	0	245
Precinct 14	880	2113	425	410 96.47%	15 3.53%	0	455
Precinct 15	231	625	116	114 98.28%	2 1.72%	0	115
Precinct 16	1200	2658	629	622 98.89%	7 1.11%	0	571
Precinct 17	1344	3373	703	690 98.15%	13 1.85%	0	641
Precinct 18	190	476	95	95 100.00%	0 0.00%	0	95
Total	18605	49482	10195	10019 98.27%	176 1.73%	0	8410



I hereby certify the votes recorded on this abstract correctly summarize the tally of votes cast at the election indicated.

Julie Brecke
 Julie A Brecke
 Coos County Clerk

Certified - Final Official Canvass of Votes
 May 21, 2024 Primary Election
 All Precincts, All Districts, All Counter Groups, All ScanStations, All Contests, All Boxes
 Total Ballots Cast: 18619, Registered Voters: 49482, Overall Turnout: 37.63%
 18 precincts reported out of 18 total

Judge of the Supreme Court, Position 3 (Vote for 1)

Precinct	Ballots Cast	Reg. Voters	Total Votes	Meagan A Flynn		Write-in		Over Votes	Under Votes
Precinct 01	811	2024	429	426	99.30%	3	0.70%	0	382
Precinct 02	1577	3552	852	836	98.12%	16	1.88%	0	725
Precinct 03	1503	4202	869	854	98.27%	15	1.73%	0	634
Precinct 04	1112	3039	669	664	99.25%	5	0.75%	0	443
Precinct 05	1682	5291	1017	1003	98.62%	14	1.38%	0	665
Precinct 06	1077	2810	613	602	98.21%	11	1.79%	0	464
Precinct 07	1150	3455	637	623	97.80%	14	2.20%	0	513
Precinct 08	1582	5048	885	871	98.42%	14	1.58%	0	697
Precinct 09	171	499	71	71	100.00%	0	0.00%	0	100
Precinct 10	1258	3003	615	601	97.72%	14	2.28%	0	643
Precinct 11	1101	2545	528	517	97.92%	11	2.08%	0	573
Precinct 12	1084	2892	595	588	98.82%	7	1.18%	0	489
Precinct 13	652	1877	405	398	98.27%	7	1.73%	0	247
Precinct 14	880	2113	423	408	96.45%	15	3.55%	0	457
Precinct 15	231	625	114	112	98.25%	2	1.75%	0	117
Precinct 16	1200	2658	630	623	98.89%	7	1.11%	0	570
Precinct 17	1344	3373	700	686	98.00%	14	2.00%	0	644
Precinct 18	190	476	98	98	100.00%	0	0.00%	0	92
Total	18605	49482	10150	9981	98.33%	169	1.67%	0	8455



I hereby certify the votes recorded on this abstract correctly summarize the tally of votes cast at the election indicated.

Julie Brecke
 Julie A Brecke
 Coos County Clerk

Certified - Final Official Canvass of Votes
 May 21, 2024 Primary Election
 All Precincts, All Districts, All Counter Groups, All ScanStations, All Contests, All Boxes
 Total Ballots Cast: 18619, Registered Voters: 49482, Overall Turnout: 37.63%
 18 precincts reported out of 18 total

Judge of the Supreme Court, Position 5 (Vote for 1)

Precinct	Ballots Cast	Reg. Voters	Total Votes	Aruna Masih		Write-in		Over Votes	Under Votes
Precinct 01	811	2024	418	415	99.28%	3	0.72%	0	393
Precinct 02	1577	3552	838	822	98.09%	16	1.91%	0	739
Precinct 03	1503	4202	850	834	98.12%	16	1.88%	0	653
Precinct 04	1112	3039	650	644	99.08%	6	0.92%	0	462
Precinct 05	1682	5291	1002	986	98.40%	16	1.60%	0	680
Precinct 06	1077	2810	608	597	98.19%	11	1.81%	0	469
Precinct 07	1150	3455	631	618	97.94%	13	2.06%	0	519
Precinct 08	1582	5048	875	861	98.40%	14	1.60%	0	707
Precinct 09	171	499	70	70	100.00%	0	0.00%	0	101
Precinct 10	1258	3003	608	593	97.53%	15	2.47%	0	650
Precinct 11	1101	2545	522	512	98.08%	10	1.92%	0	579
Precinct 12	1084	2892	579	571	98.62%	8	1.38%	0	505
Precinct 13	652	1877	397	391	98.49%	6	1.51%	0	255
Precinct 14	880	2113	417	402	96.40%	15	3.60%	0	463
Precinct 15	231	625	108	106	98.15%	2	1.85%	0	123
Precinct 16	1200	2658	611	606	99.18%	5	0.82%	0	589
Precinct 17	1344	3373	691	678	98.12%	13	1.88%	0	653
Precinct 18	190	476	95	95	100.00%	0	0.00%	0	95
Total	18605	49482	9970	9801	98.30%	169	1.70%	0	8635



I hereby certify the votes recorded on this abstract correctly summarize the tally of votes cast at the election indicated.

Julie Brecke
 Julie A Brecke
 Coos County Clerk

Certified - Final Official Canvass of Votes
 May 21, 2024 Primary Election
 All Precincts, All Districts, All Counter Groups, All ScanStations, All Contests, All Boxes
 Total Ballots Cast: 18619, Registered Voters: 49482, Overall Turnout: 37.63%
 18 precincts reported out of 18 total

Judge of the Court of Appeals, Position 2 (Vote for 1)

Precinct	Ballots Cast	Reg. Voters	Total Votes	Megan L Jacquot	Write-in	Over Votes	Under Votes
Precinct 01	811	2024	429	427 99.53%	2 0.47%	0	382
Precinct 02	1577	3552	890	875 98.31%	15 1.69%	0	687
Precinct 03	1503	4202	896	881 98.33%	15 1.67%	0	607
Precinct 04	1112	3039	693	690 99.57%	3 0.43%	0	419
Precinct 05	1682	5291	1023	1006 98.34%	17 1.66%	0	659
Precinct 06	1077	2810	641	630 98.28%	11 1.72%	0	436
Precinct 07	1150	3455	662	646 97.58%	16 2.42%	0	488
Precinct 08	1582	5048	902	883 97.89%	19 2.11%	0	680
Precinct 09	171	499	74	74 100.00%	0 0.00%	0	97
Precinct 10	1258	3003	630	614 97.46%	16 2.54%	0	628
Precinct 11	1101	2545	540	532 98.52%	8 1.48%	0	561
Precinct 12	1084	2892	597	588 98.49%	9 1.51%	0	487
Precinct 13	652	1877	403	397 98.51%	6 1.49%	0	249
Precinct 14	880	2113	428	411 96.03%	17 3.97%	0	452
Precinct 15	231	625	111	110 99.10%	1 0.90%	0	120
Precinct 16	1200	2658	614	608 99.02%	6 0.98%	0	586
Precinct 17	1344	3373	692	677 97.83%	15 2.17%	0	652
Precinct 18	190	476	96	96 100.00%	0 0.00%	0	94
Total	18605	49482	10321	10145 98.29%	176 1.71%	0	8284



I hereby certify the votes recorded on this abstract correctly summarize the tally of votes cast at the election indicated.

Julie Brecke
 Julie A Brecke
 Coos County Clerk

Certified - Final Official Canvass of Votes
 May 21, 2024 Primary Election
 All Precincts, All Districts, All Counter Groups, All ScanStations, All Contests, All Boxes
 Total Ballots Cast: 18619, Registered Voters: 49482, Overall Turnout: 37.63%
 18 precincts reported out of 18 total

Judge of the Court of Appeals, Position 4 (Vote for 1)

Precinct	Ballots Cast	Reg. Voters	Total Votes	Robyn Ridler Aoyagi	Write-in	Over Votes	Under Votes
Precinct 01	811	2024	421	419 99.52%	2 0.48%	0	390
Precinct 02	1577	3552	842	826 98.10%	16 1.90%	0	735
Precinct 03	1503	4202	848	835 98.47%	13 1.53%	0	655
Precinct 04	1112	3039	649	643 99.08%	6 0.92%	0	463
Precinct 05	1682	5291	1005	985 98.01%	20 1.99%	0	677
Precinct 06	1077	2810	605	590 97.52%	15 2.48%	0	472
Precinct 07	1150	3455	629	612 97.30%	17 2.70%	0	521
Precinct 08	1582	5048	875	859 98.17%	16 1.83%	0	707
Precinct 09	171	499	70	70 100.00%	0 0.00%	0	101
Precinct 10	1258	3003	610	589 96.56%	21 3.44%	0	648
Precinct 11	1101	2545	516	507 98.26%	9 1.74%	0	585
Precinct 12	1084	2892	571	564 98.77%	7 1.23%	0	513
Precinct 13	652	1877	395	390 98.73%	5 1.27%	0	257
Precinct 14	880	2113	414	399 96.38%	15 3.62%	0	466
Precinct 15	231	625	110	109 99.09%	1 0.91%	0	121
Precinct 16	1200	2658	608	602 99.01%	6 0.99%	0	592
Precinct 17	1344	3373	688	676 98.26%	12 1.74%	0	656
Precinct 18	190	476	92	91 98.91%	1 1.09%	0	98
Total	18605	49482	9948	9766 98.17%	182 1.83%	0	8657



I hereby certify the votes recorded on this abstract correctly summarize the tally of votes cast at the election indicated.

Julie Brecke
 Julie A Brecke
 Coos County Clerk

Certified - Final Official Canvass of Votes
 May 21, 2024 Primary Election
 All Precincts, All Districts, All Counter Groups, All ScanStations, All Contests, All Boxes
 Total Ballots Cast: 18619, Registered Voters: 49482, Overall Turnout: 37.63%
 18 precincts reported out of 18 total

Judge of the Court of Appeals, Position 6 (Vote for 1)

Precinct	Ballots Cast	Reg. Voters	Total Votes	James C (Jim) Egan	Write-in	Over Votes	Under Votes
Precinct 01	811	2024	429	420 97.90%	9 2.10%	0	382
Precinct 02	1577	3552	843	826 97.98%	17 2.02%	0	734
Precinct 03	1503	4202	855	836 97.78%	19 2.22%	0	648
Precinct 04	1112	3039	655	647 98.78%	8 1.22%	0	457
Precinct 05	1682	5291	999	983 98.40%	16 1.60%	0	683
Precinct 06	1077	2810	607	593 97.69%	14 2.31%	0	470
Precinct 07	1150	3455	624	609 97.60%	15 2.40%	0	526
Precinct 08	1582	5048	876	862 98.40%	14 1.60%	0	706
Precinct 09	171	499	73	73 100.00%	0 0.00%	0	98
Precinct 10	1258	3003	623	607 97.43%	16 2.57%	0	635
Precinct 11	1101	2545	518	509 98.26%	9 1.74%	0	583
Precinct 12	1084	2892	566	558 98.59%	8 1.41%	0	518
Precinct 13	652	1877	405	399 98.52%	6 1.48%	1	246
Precinct 14	880	2113	420	405 96.43%	15 3.57%	0	460
Precinct 15	231	625	111	109 98.20%	2 1.80%	0	120
Precinct 16	1200	2658	608	601 98.85%	7 1.15%	0	592
Precinct 17	1344	3373	692	674 97.40%	18 2.60%	0	652
Precinct 18	190	476	92	92 100.00%	0 0.00%	0	98
Total	18605	49482	9996	9803 98.07%	193 1.93%	1	8608



I hereby certify the votes recorded on this abstract correctly summarize the tally of votes cast at the election indicated.

Julie Brecke
 Julie A Brecke
 Coos County Clerk

Certified - Final Official Canvass of Votes
 May 21, 2024 Primary Election
 All Precincts, All Districts, All Counter Groups, All ScanStations, All Contests, All Boxes
 Total Ballots Cast: 18619, Registered Voters: 49482, Overall Turnout: 37.63%
 18 precincts reported out of 18 total

Judge of the Court of Appeals, Position 7 (Vote for 1)

Precinct	Ballots Cast	Reg. Voters	Total Votes	Steven R Powers		Write-in		Over Votes	Under Votes
Precinct 01	811	2024	418	416	99.52%	2	0.48%	0	393
Precinct 02	1577	3552	835	820	98.20%	15	1.80%	0	742
Precinct 03	1503	4202	849	833	98.12%	16	1.88%	0	654
Precinct 04	1112	3039	648	643	99.23%	5	0.77%	0	464
Precinct 05	1682	5291	992	978	98.59%	14	1.41%	0	690
Precinct 06	1077	2810	600	587	97.83%	13	2.17%	0	477
Precinct 07	1150	3455	612	600	98.04%	12	1.96%	0	538
Precinct 08	1582	5048	860	846	98.37%	14	1.63%	0	722
Precinct 09	171	499	72	72	100.00%	0	0.00%	0	99
Precinct 10	1258	3003	606	594	98.02%	12	1.98%	0	652
Precinct 11	1101	2545	514	506	98.44%	8	1.56%	0	587
Precinct 12	1084	2892	566	559	98.76%	7	1.24%	0	518
Precinct 13	652	1877	394	390	98.98%	4	1.02%	0	258
Precinct 14	880	2113	417	404	96.88%	13	3.12%	0	463
Precinct 15	231	625	111	110	99.10%	1	0.90%	0	120
Precinct 16	1200	2658	597	592	99.16%	5	0.84%	0	603
Precinct 17	1344	3373	670	659	98.36%	11	1.64%	0	674
Precinct 18	190	476	92	92	100.00%	0	0.00%	0	98
Total	18605	49482	9853	9701	98.46%	152	1.54%	0	8752



I hereby certify the votes recorded on this abstract correctly summarize the tally of votes cast at the election indicated.

Julie Brecke
 Julie A Brecke
 Coos County Clerk

Certified - Final Official Canvass of Votes
 May 21, 2024 Primary Election
 All Precincts, All Districts, All Counter Groups, All ScanStations, All Contests, All Boxes
 Total Ballots Cast: 18619, Registered Voters: 49482, Overall Turnout: 37.63%
 18 precincts reported out of 18 total

Judge of the Oregon Tax Court (Vote for 1)

Precinct	Ballots Cast	Reg. Voters	Total Votes	Robert Manicke	Write-in	Over Votes	Under Votes
Precinct 01	811	2024	411	409 99.51%	2 0.49%	0	400
Precinct 02	1577	3552	826	826 100.00%	0 0.00%	0	751
Precinct 03	1503	4202	842	830 98.57%	12 1.43%	0	661
Precinct 04	1112	3039	647	642 99.23%	5 0.77%	0	465
Precinct 05	1682	5291	973	968 99.49%	5 0.51%	0	709
Precinct 06	1077	2810	598	592 99.00%	6 1.00%	0	479
Precinct 07	1150	3455	610	607 99.51%	3 0.49%	0	540
Precinct 08	1582	5048	853	843 98.83%	10 1.17%	0	729
Precinct 09	171	499	72	72 100.00%	0 0.00%	0	99
Precinct 10	1258	3003	590	587 99.49%	3 0.51%	0	668
Precinct 11	1101	2545	504	501 99.40%	3 0.60%	0	597
Precinct 12	1084	2892	554	550 99.28%	4 0.72%	0	530
Precinct 13	652	1877	395	393 99.49%	2 0.51%	0	257
Precinct 14	880	2113	400	397 99.25%	3 0.75%	0	480
Precinct 15	231	625	104	104 100.00%	0 0.00%	0	127
Precinct 16	1200	2658	602	596 99.00%	6 1.00%	0	598
Precinct 17	1344	3373	665	658 98.95%	7 1.05%	0	679
Precinct 18	190	476	92	92 100.00%	0 0.00%	0	98
Total	18605	49482	9738	9667 99.27%	71 0.73%	0	8867



I hereby certify the votes recorded on this abstract correctly summarize the tally of votes cast at the election indicated.

Julie Brecke
 Julie A Brecke
 Coos County Clerk

Certified - Final Official Canvass of Votes
 May 21, 2024 Primary Election
 All Precincts, All Districts, All Counter Groups, All ScanStations, All Contests, All Boxes
 Total Ballots Cast: 18619, Registered Voters: 49482, Overall Turnout: 37.63%
 18 precincts reported out of 18 total

Judge of the Circuit Court, 15th District, Position 2 (Vote for 1)

Precinct	Ballots Cast	Reg. Voters	Total Votes	Andrew E Combs		Write-in		Over Votes	Under Votes
Precinct 01	811	2024	420	418	99.52%	2	0.48%	0	391
Precinct 02	1577	3552	833	831	99.76%	2	0.24%	0	744
Precinct 03	1503	4202	861	852	98.95%	9	1.05%	0	642
Precinct 04	1112	3039	639	635	99.37%	4	0.63%	0	473
Precinct 05	1682	5291	987	981	99.39%	6	0.61%	0	695
Precinct 06	1077	2810	608	600	98.68%	8	1.32%	0	469
Precinct 07	1150	3455	629	622	98.89%	7	1.11%	0	521
Precinct 08	1582	5048	866	855	98.73%	11	1.27%	0	716
Precinct 09	171	499	72	72	100.00%	0	0.00%	0	99
Precinct 10	1258	3003	611	609	99.67%	2	0.33%	0	647
Precinct 11	1101	2545	552	550	99.64%	2	0.36%	0	549
Precinct 12	1084	2892	590	587	99.49%	3	0.51%	0	494
Precinct 13	652	1877	432	429	99.31%	3	0.69%	0	220
Precinct 14	880	2113	521	517	99.23%	4	0.77%	0	359
Precinct 15	231	625	122	122	100.00%	0	0.00%	0	109
Precinct 16	1200	2658	574	570	99.30%	4	0.70%	0	626
Precinct 17	1344	3373	651	643	98.77%	8	1.23%	0	693
Precinct 18	190	476	90	90	100.00%	0	0.00%	0	100
Total	18605	49482	10058	9983	99.25%	75	0.75%	0	8547



I hereby certify the votes recorded on this abstract correctly summarize the tally of votes cast at the election indicated.

Julie Brecke
 Julie A Brecke
 Coos County Clerk

Certified - Final Official Canvass of Votes
 May 21, 2024 Primary Election
 All Precincts, All Districts, All Counter Groups, All ScanStations, All Contests, All Boxes
 Total Ballots Cast: 18619, Registered Voters: 49482, Overall Turnout: 37.63%
 18 precincts reported out of 18 total

Judge of the Circuit Court, 15th District, Position 3 (Vote for 1)

Precinct	Ballots Cast	Reg. Voters	Total Votes	Jesse C Margolis	Write-in	Over Votes	Under Votes
Precinct 01	811	2024	418	408 97.61%	10 2.39%	0	393
Precinct 02	1577	3552	840	834 99.29%	6 0.71%	0	737
Precinct 03	1503	4202	811	789 97.29%	22 2.71%	0	692
Precinct 04	1112	3039	631	608 96.35%	23 3.65%	0	481
Precinct 05	1682	5291	946	926 97.89%	20 2.11%	0	736
Precinct 06	1077	2810	587	572 97.44%	15 2.56%	0	490
Precinct 07	1150	3455	603	590 97.84%	13 2.16%	0	547
Precinct 08	1582	5048	866	859 99.19%	7 0.81%	0	716
Precinct 09	171	499	71	71 100.00%	0 0.00%	0	100
Precinct 10	1258	3003	603	600 99.50%	3 0.50%	0	655
Precinct 11	1101	2545	503	494 98.21%	9 1.79%	0	598
Precinct 12	1084	2892	561	553 98.57%	8 1.43%	0	523
Precinct 13	652	1877	383	376 98.17%	7 1.83%	0	269
Precinct 14	880	2113	407	401 98.53%	6 1.47%	0	473
Precinct 15	231	625	110	110 100.00%	0 0.00%	0	121
Precinct 16	1200	2658	577	552 95.67%	25 4.33%	0	623
Precinct 17	1344	3373	646	628 97.21%	18 2.79%	0	698
Precinct 18	190	476	87	85 97.70%	2 2.30%	0	103
Total	18605	49482	9650	9456 97.99%	194 2.01%	0	8955



I hereby certify the votes recorded on this abstract correctly summarize the tally of votes cast at the election indicated.

Julie Brecke
 Julie A Brecke
 Coos County Clerk

Certified - Final Official Canvass of Votes
 May 21, 2024 Primary Election
 All Precincts, All Districts, All Counter Groups, All ScanStations, All Contests, All Boxes
 Total Ballots Cast: 18619, Registered Voters: 49482, Overall Turnout: 37.63%
 18 precincts reported out of 18 total

Judge of the Circuit Court, 15th District, Position 5 (Vote for 1)

Precinct	Ballots Cast	Reg. Voters	Total Votes	Brett A Pruess	Write-in	Over Votes	Under Votes
Precinct 01	811	2024	420	418 99.52%	2 0.48%	0	391
Precinct 02	1577	3552	861	860 99.88%	1 0.12%	0	716
Precinct 03	1503	4202	868	856 98.62%	12 1.38%	0	635
Precinct 04	1112	3039	679	673 99.12%	6 0.88%	0	433
Precinct 05	1682	5291	996	990 99.40%	6 0.60%	0	686
Precinct 06	1077	2810	624	619 99.20%	5 0.80%	0	453
Precinct 07	1150	3455	634	628 99.05%	6 0.95%	0	516
Precinct 08	1582	5048	878	869 98.97%	9 1.03%	0	704
Precinct 09	171	499	78	78 100.00%	0 0.00%	0	93
Precinct 10	1258	3003	621	618 99.52%	3 0.48%	0	637
Precinct 11	1101	2545	519	515 99.23%	4 0.77%	0	582
Precinct 12	1084	2892	582	578 99.31%	4 0.69%	0	502
Precinct 13	652	1877	396	394 99.49%	2 0.51%	0	256
Precinct 14	880	2113	426	422 99.06%	4 0.94%	0	454
Precinct 15	231	625	110	110 100.00%	0 0.00%	0	121
Precinct 16	1200	2658	609	604 99.18%	5 0.82%	0	591
Precinct 17	1344	3373	675	668 98.96%	7 1.04%	0	669
Precinct 18	190	476	98	98 100.00%	0 0.00%	0	92
Total	18605	49482	10074	9998 99.25%	76 0.75%	0	8531



I hereby certify the votes recorded on this abstract correctly summarize the tally of votes cast at the election indicated.

Julie Brecke
 Julie A Brecke
 Coos County Clerk

Certified - Final Official Canvass of Votes
 May 21, 2024 Primary Election
 All Precincts, All Districts, All Counter Groups, All ScanStations, All Contests, All Boxes
 Total Ballots Cast: 18619, Registered Voters: 49482, Overall Turnout: 37.63%
 18 precincts reported out of 18 total

District Attorney, Coos County (Vote for 1)

Precinct	Ballots Cast	Reg. Voters	Total Votes	Jody Newby	Write-in	Over Votes	Under Votes
Precinct 01	811	2024	448	446 99.55%	2 0.45%	0	363
Precinct 02	1577	3552	899	896 99.67%	3 0.33%	0	678
Precinct 03	1503	4202	896	882 98.44%	14 1.56%	0	607
Precinct 04	1112	3039	675	669 99.11%	6 0.89%	0	437
Precinct 05	1682	5291	1028	1015 98.74%	13 1.26%	0	654
Precinct 06	1077	2810	636	627 98.58%	9 1.42%	0	441
Precinct 07	1150	3455	656	649 98.93%	7 1.07%	0	494
Precinct 08	1582	5048	915	902 98.58%	13 1.42%	0	667
Precinct 09	171	499	78	78 100.00%	0 0.00%	0	93
Precinct 10	1258	3003	654	646 98.78%	8 1.22%	1	603
Precinct 11	1101	2545	569	565 99.30%	4 0.70%	0	532
Precinct 12	1084	2892	619	613 99.03%	6 0.97%	0	465
Precinct 13	652	1877	410	409 99.76%	1 0.24%	0	242
Precinct 14	880	2113	439	433 98.63%	6 1.37%	0	441
Precinct 15	231	625	114	114 100.00%	0 0.00%	0	117
Precinct 16	1200	2658	636	631 99.21%	5 0.79%	0	564
Precinct 17	1344	3373	708	699 98.73%	9 1.27%	0	636
Precinct 18	190	476	103	103 100.00%	0 0.00%	0	87
Total	18605	49482	10483	10377 98.99%	106 1.01%	1	8121



I hereby certify the votes recorded on this abstract correctly summarize the tally of votes cast at the election indicated.

Julie Brecke
 Julie A Brecke
 Coos County Clerk

Certified - Final Official Canvass of Votes
 May 21, 2024 Primary Election
 All Precincts, All Districts, All Counter Groups, All ScanStations, All Contests, All Boxes
 Total Ballots Cast: 18619, Registered Voters: 49482, Overall Turnout: 37.63%
 18 precincts reported out of 18 total

Coos County Commissioner, Position 1 (Vote for 1)

Precinct	Ballots Cast	Reg. Voters	Total Votes	Drew Farmer	Chris Castleman	Robert (Bob) Main	Write-in	Over Votes	Under Votes
Precinct 01	811	2024	695	275 39.57%	124 17.84%	294 42.30%	2 0.29%	0	116
Precinct 02	1577	3552	1459	690 47.29%	264 18.09%	499 34.20%	6 0.41%	0	118
Precinct 03	1503	4202	1359	736 54.16%	226 16.63%	392 28.84%	5 0.37%	0	144
Precinct 04	1112	3039	1013	589 58.14%	163 16.09%	257 25.37%	4 0.39%	0	99
Precinct 05	1682	5291	1504	768 51.06%	314 20.88%	416 27.66%	6 0.40%	0	178
Precinct 06	1077	2810	976	567 58.09%	154 15.78%	251 25.72%	4 0.41%	1	100
Precinct 07	1150	3455	1036	585 56.47%	204 19.69%	245 23.65%	2 0.19%	0	114
Precinct 08	1582	5048	1406	629 44.74%	339 24.11%	431 30.65%	7 0.50%	1	175
Precinct 09	171	499	157	96 61.15%	24 15.29%	37 23.57%	0 0.00%	0	14
Precinct 10	1258	3003	1133	488 43.07%	231 20.39%	412 36.36%	2 0.18%	0	125
Precinct 11	1101	2545	979	342 34.93%	175 17.88%	460 46.99%	2 0.20%	0	122
Precinct 12	1084	2892	934	383 41.01%	151 16.17%	398 42.61%	2 0.21%	0	150
Precinct 13	652	1877	581	216 37.18%	111 19.10%	254 43.72%	0 0.00%	0	71
Precinct 14	880	2113	788	227 28.81%	176 22.34%	379 48.10%	6 0.76%	0	92
Precinct 15	231	625	193	77 39.90%	37 19.17%	79 40.93%	0 0.00%	0	38
Precinct 16	1200	2658	1005	540 53.73%	148 14.73%	314 31.24%	3 0.30%	0	195
Precinct 17	1344	3373	1147	482 42.02%	203 17.70%	460 40.10%	2 0.17%	0	197
Precinct 18	190	476	166	81 48.80%	23 13.86%	62 37.35%	0 0.00%	0	24
Total	18605	49482	16531	7771 47.01%	3067 18.55%	5640 34.12%	53 0.32%	2	2072



I hereby certify the votes recorded on this abstract correctly summarize the tally of votes cast at the election indicated.

Julie A Brecke
 Julie A Brecke
 Coos County Clerk

Certified - Final Official Canvass of Votes
 May 21, 2024 Primary Election
 All Precincts, All Districts, All Counter Groups, All ScanStations, All Contests, All Boxes
 Total Ballots Cast: 18619, Registered Voters: 49482, Overall Turnout: 37.63%
 18 precincts reported out of 18 total

Coos County Assessor (Vote for 1)

Precinct	Ballots Cast	Reg. Voters	Total Votes	Jeff Etzel		Jason E Corbus		Write-in		Over Votes	Under Votes
Precinct 01	811	2024	513	254	49.51%	257	50.10%	2	0.39%	0	298
Precinct 02	1577	3552	1056	545	51.61%	510	48.30%	1	0.09%	1	520
Precinct 03	1503	4202	1010	500	49.50%	501	49.60%	9	0.89%	0	493
Precinct 04	1112	3039	733	371	50.61%	357	48.70%	5	0.68%	0	379
Precinct 05	1682	5291	1143	575	50.31%	561	49.08%	7	0.61%	0	539
Precinct 06	1077	2810	685	357	52.12%	324	47.30%	4	0.58%	0	392
Precinct 07	1150	3455	731	380	51.98%	348	47.61%	3	0.41%	0	419
Precinct 08	1582	5048	1056	525	49.72%	523	49.53%	8	0.76%	0	526
Precinct 09	171	499	102	62	60.78%	40	39.22%	0	0.00%	0	69
Precinct 10	1258	3003	776	396	51.03%	374	48.20%	6	0.77%	0	482
Precinct 11	1101	2545	734	245	33.38%	486	66.21%	3	0.41%	0	367
Precinct 12	1084	2892	730	227	31.10%	495	67.81%	8	1.10%	0	354
Precinct 13	652	1877	462	173	37.45%	287	62.12%	2	0.43%	0	190
Precinct 14	880	2113	527	211	40.04%	313	59.39%	3	0.57%	0	353
Precinct 15	231	625	141	68	48.23%	73	51.77%	0	0.00%	0	90
Precinct 16	1200	2658	685	341	49.78%	339	49.49%	5	0.73%	0	515
Precinct 17	1344	3373	801	385	48.06%	405	50.56%	11	1.37%	0	543
Precinct 18	190	476	116	64	55.17%	50	43.10%	2	1.72%	0	74
Total	18605	49482	12001	5679	47.32%	6243	52.02%	79	0.66%	1	6603



I hereby certify the votes recorded on this abstract correctly summarize the tally of votes cast at the election indicated.

Julie Brecke
 Julie A Brecke
 Coos County Clerk

May 21, 2024 Primary Election

All Precincts, All Districts, All Counter Groups, All ScanStations, All Contests, All Boxes

Total Ballots Cast: 18619, Registered Voters: 49482, Overall Turnout: 37.63%

18 precincts reported out of 18 total

Coos County Surveyor (Vote for 1)

Precinct	Ballots Cast	Reg. Voters	Total Votes	Michael L Dado	Write-in	Over Votes	Under Votes
Precinct 01	811	2024	435	433 99.54%	2 0.46%	0	376
Precinct 02	1577	3552	910	908 99.78%	2 0.22%	0	667
Precinct 03	1503	4202	866	857 98.96%	9 1.04%	0	637
Precinct 04	1112	3039	650	646 99.38%	4 0.62%	0	462
Precinct 05	1682	5291	1009	1003 99.41%	6 0.59%	0	673
Precinct 06	1077	2810	597	596 99.83%	1 0.17%	0	480
Precinct 07	1150	3455	617	614 99.51%	3 0.49%	0	533
Precinct 08	1582	5048	918	914 99.56%	4 0.44%	0	664
Precinct 09	171	499	84	84 100.00%	0 0.00%	0	87
Precinct 10	1258	3003	670	663 98.96%	7 1.04%	0	588
Precinct 11	1101	2545	556	549 98.74%	7 1.26%	0	545
Precinct 12	1084	2892	612	610 99.67%	2 0.33%	0	472
Precinct 13	652	1877	407	406 99.75%	1 0.25%	0	245
Precinct 14	880	2113	438	436 99.54%	2 0.46%	0	442
Precinct 15	231	625	121	121 100.00%	0 0.00%	0	110
Precinct 16	1200	2658	598	589 98.49%	9 1.51%	0	602
Precinct 17	1344	3373	675	666 98.67%	9 1.33%	0	669
Precinct 18	190	476	98	96 97.96%	2 2.04%	0	92
Total	18605	49482	10261	10191 99.32%	70 0.68%	0	8344



I hereby certify the votes recorded on this abstract correctly summarize the tally of votes cast at the election indicated.

Julie Brecke
 Julie A Brecke
 Coos County Clerk

Certified - Final Official Canvass of Votes
 May 21, 2024 Primary Election
 All Precincts, All Districts, All Counter Groups, All ScanStations, All Contests, All Boxes
 Total Ballots Cast: 18619, Registered Voters: 49482, Overall Turnout: 37.63%
 18 precincts reported out of 18 total

Precinct Committee Person - Democrat - 01 - LAKESIDE CITY & RURAL (Vote for 8)

Precinct	Ballots Cast	Reg. Voters	Total Votes	Write-in	Write-in	Write-in	Write-in	Write-in	Write-in	Write-in	Write-in	Over Votes	Under Votes
Precinct 01	209	409	29	6 20.69%	4 13.79%	4 13.79%	3 10.34%	3 10.34%	3 10.34%	3 10.34%	3 10.34%	0	1643
Total	209	409	29	6 20.69%	4 13.79%	4 13.79%	3 10.34%	3 10.34%	3 10.34%	3 10.34%	3 10.34%	0	1643



I hereby certify the votes recorded on this abstract correctly summarize the tally of votes cast at the election indicated.

Julie Brecke
 Julie A Brecke
 Coos County Clerk

Certified - Final Official Canvass of Votes
 May 21, 2024 Primary Election
 All Precincts, All Districts, All Counter Groups, All ScanStations, All Contests, All Boxes
 Total Ballots Cast: 18619, Registered Voters: 49482, Overall Turnout: 37.63%
 18 precincts reported out of 18 total

Precinct Committee Person - Republican - 01 - LAKESIDE CITY & RURAL (Vote for 8)

Precinct	Ballots Cast	Reg. Voters	Total Votes	Write-in	Write-in	Write-in	Write-in	Write-in	Write-in	Write-in	Write-in	Write-in	Over Votes	Under Votes
Precinct 01	440	740	37	15 40.54%	6 16.22%	5 13.51%	3 8.11%	2 5.41%	2 5.41%	2 5.41%	2 5.41%	2 5.41%	0	3483
Total	440	740	37	15 40.54%	6 16.22%	5 13.51%	3 8.11%	2 5.41%	2 5.41%	2 5.41%	2 5.41%	2 5.41%	0	3483



I hereby certify the votes recorded on this abstract correctly summarize the tally of votes cast at the election indicated.

Julie Brecke
 Julie A Brecke
 Coos County Clerk

Certified - Final Official Canvass of Votes
 May 21, 2024 Primary Election
 All Precincts, All Districts, All Counter Groups, All ScanStations, All Contests, All Boxes
 Total Ballots Cast: 18619, Registered Voters: 49482, Overall Turnout: 37.63%
 18 precincts reported out of 18 total

Precinct Committee Person - Democrat - 02 - RURAL NORTH BEND (DEM) (Vote for 14)

Precinct	Ballots Cast	Reg. Voters	Total Votes	Paula Dow	Patrick J Franks	Pat Ashley	Rae Lea Cousens	Diane Wichser	Jennifer Shafer	Richard Kuznitsky	Write-in	Write-in
Precinct 02	495	804	1501	212 14.12%	199 13.26%	196 13.06%	210 13.99%	201 13.39%	216 14.39%	219 14.59%	13 0.87%	8 0.53%
Total	495	804	1501	212 14.12%	199 13.26%	196 13.06%	210 13.99%	201 13.39%	216 14.39%	219 14.59%	13 0.87%	8 0.53%

Certified - Final Official Canvass of Votes
 May 21, 2024 Primary Election
 All Precincts, All Districts, All Counter Groups, All ScanStations, All Contests, All Boxes
 Total Ballots Cast: 18619, Registered Voters: 49482, Overall Turnout: 37.63%
 18 precincts reported out of 18 total

Precinct Committee Person - Democrat - 02 - RURAL NORTH BEND (DEM) (Vote for 14)

Precinct	Ballots Cast	Reg. Voters	Total Votes	Write-in	Write-in	Write-in	Write-in	Write-in	Write-in	Write-in	Write-in	Write-in	Write-in
Precinct 02	495	804	1501	6 0.40%	6 0.40%	6 0.40%	6 0.40%	3 0.20%	0 0.00%	0 0.00%	0 0.00%	0 0.00%	0 0.00%
Total	495	804	1501	6 0.40%	6 0.40%	6 0.40%	6 0.40%	3 0.20%	0 0.00%	0 0.00%	0 0.00%	0 0.00%	0 0.00%

Certified - Final Official Canvass of Votes
 May 21, 2024 Primary Election
 All Precincts, All Districts, All Counter Groups, All ScanStations, All Contests, All Boxes
 Total Ballots Cast: 18619, Registered Voters: 49482, Overall Turnout: 37.63%
 18 precincts reported out of 18 total

Precinct Committee Person - Democrat - 02 - RURAL NORTH BEND (DEM) (Vote for 14)

Precinct	Ballots Cast	Reg. Voters	Total Votes	Write-in	Write-in	Write-in	Over Votes	Under Votes	
Precinct 02	495	804	1501	0	0.00%	0	0.00%	0	5429
Total	495	804	1501	0	0.00%	0	0.00%	0	5429



I hereby certify the votes recorded on this abstract correctly summarize the tally of votes cast at the election indicated.


 Julie A Brecke
 Coos County Clerk

May 21, 2024 Primary Election

All Precincts, All Districts, All Counter Groups, All ScanStations, All Contests, All Boxes

Total Ballots Cast: 18619, Registered Voters: 49482, Overall Turnout: 37.63%

18 precincts reported out of 18 total

Precinct Committee Person - Republican - 02 - RURAL NORTH BEND (REP) (Vote for 14)

Precinct	Ballots Cast	Reg. Voters	Total Votes	Joyce B Bradford	Gary C Haga	Jacquelyn Haga	Rod Schilling	Mary Schilling	Jim Jordan	Write-in	Write-in	Write-in
Precinct 02	749	1325	1899	287 15.11%	314 16.54%	303 15.96%	296 15.59%	296 15.59%	324 17.06%	22 1.16%	11 0.58%	8 0.42%
Total	749	1325	1899	287 15.11%	314 16.54%	303 15.96%	296 15.59%	296 15.59%	324 17.06%	22 1.16%	11 0.58%	8 0.42%

Certified - Final Official Canvass of Votes
 May 21, 2024 Primary Election
 All Precincts, All Districts, All Counter Groups, All ScanStations, All Contests, All Boxes
 Total Ballots Cast: 18619, Registered Voters: 49482, Overall Turnout: 37.63%
 18 precincts reported out of 18 total

Precinct Committee Person - Republican - 02 - RURAL NORTH BEND (REP) (Vote for 14)

Precinct	Ballots Cast	Reg. Voters	Total Votes	Write-in	Write-in	Write-in	Write-in	Write-in	Write-in	Write-in	Write-in	Write-in
Precinct 02	749	1325	1899	7 0.37%	6 0.32%	6 0.32%	6 0.32%	4 0.21%	3 0.16%	3 0.16%	1 0.05%	1 0.05%
Total	749	1325	1899	7 0.37%	6 0.32%	6 0.32%	6 0.32%	4 0.21%	3 0.16%	3 0.16%	1 0.05%	1 0.05%

Certified - Final Official Canvass of Votes

May 21, 2024 Primary Election

All Precincts, All Districts, All Counter Groups, All ScanStations, All Contests, All Boxes

Total Ballots Cast: 18619, Registered Voters: 49482, Overall Turnout: 37.63%

18 precincts reported out of 18 total

Precinct Committee Person - Republican - 02 - RURAL NORTH BEND (REP) (Vote for 14)

Precinct	Ballots Cast	Reg. Voters	Total Votes	Write-in	Write-in	Over Votes	Under Votes
Precinct 02	749	1325	1899	1 0.05%	0 0.00%	0	8587
Total	749	1325	1899	1 0.05%	0 0.00%	0	8587



I hereby certify the votes recorded on this abstract correctly summarize the tally of votes cast at the election indicated.

Julie Brecke
 Julie A Brecke
 Coos County Clerk

May 21, 2024 Primary Election

All Precincts, All Districts, All Counter Groups, All ScanStations, All Contests, All Boxes

Total Ballots Cast: 18619, Registered Voters: 49482, Overall Turnout: 37.63%

18 precincts reported out of 18 total

Precinct Committee Person - Democrat - 03 - NORTH BEND CITY WEST (DEM) (Vote for 17)

Precinct	Ballots Cast	Reg. Voters	Total Votes	Schira Nelson		Charlotte Hutt		Write-in		Write-in		Write-in		Write-in		Write-in		Write-in	
Precinct 03	552	1003	493	231	46.86%	239	48.48%	11	2.23%	4	0.81%	3	0.61%	2	0.41%	1	0.20%	1	0.20%
Total	552	1003	493	231	46.86%	239	48.48%	11	2.23%	4	0.81%	3	0.61%	2	0.41%	1	0.20%	1	0.20%

May 21, 2024 Primary Election

All Precincts, All Districts, All Counter Groups, All ScanStations, All Contests, All Boxes

Total Ballots Cast: 18619, Registered Voters: 49482, Overall Turnout: 37.63%

18 precincts reported out of 18 total

Precinct Committee Person - Democrat - 03 - NORTH BEND CITY WEST (DEM) (Vote for 17)

Precinct	Ballots Cast	Reg. Voters	Total Votes	Write-in	Over Votes	Under Votes
Precinct 03	552	1003	493	0 0.00%	0	8891
Total	552	1003	493	0 0.00%	0	8891



I hereby certify the votes recorded on this abstract correctly summarize the tally of votes cast at the election indicated.

Julie Brecke
Julie A Brecke
Coos County Clerk

Certified - Final Official Canvass of Votes

May 21, 2024 Primary Election

All Precincts, All Districts, All Counter Groups, All ScanStations, All Contests, All Boxes

Total Ballots Cast: 18619, Registered Voters: 49482, Overall Turnout: 37.63%

18 precincts reported out of 18 total

Precinct Committee Person - Republican - 03 - NORTH BEND CITY WEST (Vote for 17)

Precinct	Ballots Cast	Reg. Voters	Total Votes	Dallas Petenbrink	Becki Petenbrink	Annette Brainard	Michael Brainard	Julie Thies	Write-in	Write-in	Write-in	Write-in
Precinct 03	626	1230	1304	240 18.40%	234 17.94%	242 18.56%	246 18.87%	248 19.02%	19 1.46%	16 1.23%	16 1.23%	14 1.07%
Total	626	1230	1304	240 18.40%	234 17.94%	242 18.56%	246 18.87%	248 19.02%	19 1.46%	16 1.23%	16 1.23%	14 1.07%

Certified - Final Official Canvass of Votes
May 21, 2024 Primary Election
All Precincts, All Districts, All Counter Groups, All ScanStations, All Contests, All Boxes
Total Ballots Cast: 18619, Registered Voters: 49482, Overall Turnout: 37.63%
18 precincts reported out of 18 total

Precinct Committee Person - Republican - 03 - NORTH BEND CITY WEST (Vote for 17)

Precinct	Ballots Cast	Reg. Voters	Total Votes	Write-in	Write-in	Write-in	Write-in	Over Votes	Under Votes
Precinct 03	626	1230	1304	0	0.00%	0	0.00%	0	9338
Total	626	1230	1304	0	0.00%	0	0.00%	0	9338



I hereby certify the votes recorded on this abstract correctly summarize the tally of votes cast at the election indicated.

Julie Brecke
Julie A Brecke
Coos County Clerk

Certified - Final Official Canvass of Votes

May 21, 2024 Primary Election

All Precincts, All Districts, All Counter Groups, All ScanStations, All Contests, All Boxes

Total Ballots Cast: 18619, Registered Voters: 49482, Overall Turnout: 37.63%

18 precincts reported out of 18 total

Precinct Committee Person - Democrat - 04 - NORTH BEND CITY EAST (DEM) (Vote for 12)

Precinct	Ballots Cast	Reg. Voters	Total Votes	Harper Thompson	Martha Gregor	Dena McDonald	Write-in	Write-in	Write-in	Write-in	Write-in	Write-in
Precinct 04	484	853	819	228 27.84%	258 31.50%	238 29.06%	38 4.64%	12 1.47%	8 0.98%	7 0.85%	7 0.85%	7 0.85%
Total	484	853	819	228 27.84%	258 31.50%	238 29.06%	38 4.64%	12 1.47%	8 0.98%	7 0.85%	7 0.85%	7 0.85%

Certified - Final Official Canvass of Votes
 May 21, 2024 Primary Election
 All Precincts, All Districts, All Counter Groups, All ScanStations, All Contests, All Boxes
 Total Ballots Cast: 18619, Registered Voters: 49482, Overall Turnout: 37.63%
 18 precincts reported out of 18 total

Precinct Committee Person - Democrat - 04 - NORTH BEND CITY EAST (DEM) (Vote for 12)

Precinct	Ballots Cast	Reg. Voters	Total Votes	Write-in	Write-in	Write-in	Write-in	Write-in	Write-in	Over Votes	Under Votes
Precinct 04	484	853	819	6 0.73%	5 0.61%	5 0.61%	0 0.00%	0 0.00%	0 0.00%	12	4977
Total	484	853	819	6 0.73%	5 0.61%	5 0.61%	0 0.00%	0 0.00%	0 0.00%	12	4977



I hereby certify the votes recorded on this abstract correctly summarize the tally of votes cast at the election indicated.

Willie Brecke
 Willie A Brecke
 Coos County Clerk

May 21, 2024 Primary Election

All Precincts, All Districts, All Counter Groups, All ScanStations, All Contests, All Boxes

Total Ballots Cast: 18619, Registered Voters: 49482, Overall Turnout: 37.63%

18 precincts reported out of 18 total

Precinct Committee Person - Republican - 04 - NORTH BEND CITY EAST (Vote for 12)

Precinct	Ballots Cast	Reg. Voters	Total Votes	Dahlia Grossman	Diane Rich	Elmer R Yardley	Carol L Yardley	Write-in	Write-in	Write-in	Write-in	Write-in
Precinct 04	367	748	666	151 22.67%	155 23.27%	153 22.97%	157 23.57%	15 2.25%	9 1.35%	7 1.05%	3 0.45%	3 0.45%
Total	367	748	666	151 22.67%	155 23.27%	153 22.97%	157 23.57%	15 2.25%	9 1.35%	7 1.05%	3 0.45%	3 0.45%

Certified - Final Official Canvass of Votes
 May 21, 2024 Primary Election
 All Precincts, All Districts, All Counter Groups, All ScanStations, All Contests, All Boxes
 Total Ballots Cast: 18619, Registered Voters: 49482, Overall Turnout: 37.63%
 18 precincts reported out of 18 total

Precinct Committee Person - Republican - 04 - NORTH BEND CITY EAST (Vote for 12)

Precinct	Ballots Cast	Reg. Voters	Total Votes	Write-in	Write-in	Write-in	Write-in	Write-in	Write-in	Write-in	Write-in	Over Votes	Under Votes
Precinct 04	367	748	666	3 0.45%	3 0.45%	3 0.45%	1 0.15%	1 0.15%	1 0.15%	1 0.15%	0	3738	
Total	367	748	666	3 0.45%	3 0.45%	3 0.45%	1 0.15%	1 0.15%	1 0.15%	1 0.15%	0	3738	



I hereby certify the votes recorded on this abstract correctly summarize the tally of votes cast at the election indicated.

Julie Brecke
 Julie A Brecke
 Coos County Clerk

Certified - Final Official Canvass of Votes
 May 21, 2024 Primary Election
 All Precincts, All Districts, All Counter Groups, All ScanStations, All Contests, All Boxes
 Total Ballots Cast: 18619, Registered Voters: 49482, Overall Turnout: 37.63%
 18 precincts reported out of 18 total

Precinct Committee Person - Democrat - 05 - COOS BAY CITY WEST (DEM) (Vote for 22)

Precinct	Ballots Cast	Reg. Voters	Total Votes	Jo Donitzen		Colleen Balles		S Fox		Joel E Fox		Susan Foreman		Marian Tracy		Curtis M Lester		Connie Gilbert		Addie Hutchison	
Precinct 05	600	1217	3165	241	7.61%	242	7.65%	232	7.33%	234	7.39%	245	7.74%	240	7.58%	236	7.46%	244	7.71%	246	7.77%
Total	600	1217	3165	241	7.61%	242	7.65%	232	7.33%	234	7.39%	245	7.74%	240	7.58%	236	7.46%	244	7.71%	246	7.77%

May 21, 2024 Primary Election

All Precincts, All Districts, All Counter Groups, All ScanStations, All Contests, All Boxes

Total Ballots Cast: 18619, Registered Voters: 49482, Overall Turnout: 37.63%

18 precincts reported out of 18 total

Precinct Committee Person - Democrat - 05 - COOS BAY CITY WEST (DEM) (Vote for 22)

Precinct	Ballots Cast	Reg. Voters	Total Votes	William Hutchison	Sue Salnick	Steve Salnick	Joanne L Moss	Write-in	Write-in	Write-in	Write-in	Write-in
Precinct 05	600	1217	3165	233 7.36%	241 7.61%	228 7.20%	244 7.71%	19 0.60%	6 0.19%	6 0.19%	5 0.16%	2 0.06%
Total	600	1217	3165	233 7.36%	241 7.61%	228 7.20%	244 7.71%	19 0.60%	6 0.19%	6 0.19%	5 0.16%	2 0.06%

Certified - Final Official Canvass of Votes
 May 21, 2024 Primary Election
 All Precincts, All Districts, All Counter Groups, All ScanStations, All Contests, All Boxes
 Total Ballots Cast: 18619, Registered Voters: 49482, Overall Turnout: 37.63%
 18 precincts reported out of 18 total

Precinct Committee Person - Democrat - 05 - COOS BAY CITY WEST (DEM) (Vote for 22)

Precinct	Ballots Cast	Reg. Voters	Total Votes	Write-in	Write-in	Write-in	Write-in	Write-in	Write-in	Write-in	Write-in	Write-in
Precinct 05	600	1217	3165	2 0.06%	2 0.06%	2 0.06%	2 0.06%	1 0.03%	1 0.03%	1 0.03%	1 0.03%	1 0.03%
Total	600	1217	3165	2 0.06%	2 0.06%	2 0.06%	2 0.06%	1 0.03%	1 0.03%	1 0.03%	1 0.03%	1 0.03%

Certified - Final Official Canvass of Votes
 May 21, 2024 Primary Election
 All Precincts, All Districts, All Counter Groups, All ScanStations, All Contests, All Boxes
 Total Ballots Cast: 18619, Registered Voters: 49482, Overall Turnout: 37.63%
 18 precincts reported out of 18 total

Precinct Committee Person - Democrat - 05 - COOS BAY CITY WEST (DEM) (Vote for 22)

Precinct	Ballots Cast	Reg. Voters	Total Votes	Write-in	Write-in	Write-in	Write-in	Write-in	Write-in	Write-in	Write-in	Write-in	Write-in	Over Votes	Under Votes
Precinct 05	600	1217	3165	1 0.03%	1 0.03%	1 0.03%	1 0.03%	1 0.03%	1 0.03%	1 0.03%	1 0.03%	1 0.03%	1 0.03%	0	10035
Total	600	1217	3165	1 0.03%	1 0.03%	1 0.03%	1 0.03%	1 0.03%	1 0.03%	1 0.03%	1 0.03%	1 0.03%	1 0.03%	0	10035



I hereby certify the votes recorded on this abstract correctly summarize the tally of votes cast at the election indicated.

Julie Brecke
 Julie A Brecke
 Coos County Clerk

May 21, 2024 Primary Election

All Precincts, All Districts, All Counter Groups, All ScanStations, All Contests, All Boxes

Total Ballots Cast: 18619, Registered Voters: 49482, Overall Turnout: 37.63%

18 precincts reported out of 18 total

Precinct Committee Person - Republican - 05 - COOS BAY CITY WEST (REP) (Vote for 22)

Precinct	Ballots Cast	Reg. Voters	Total Votes	Sheirll Edwards	Katja K Donato	Jeffrey A Freerksen	Write-in	Write-in	Write-in	Write-in	Write-in	Write-in
Precinct 05	693	1360	783	251 32.06%	226 28.86%	255 32.57%	18 2.30%	8 1.02%	5 0.64%	4 0.51%	2 0.26%	2 0.26%
Total	693	1360	783	251 32.06%	226 28.86%	255 32.57%	18 2.30%	8 1.02%	5 0.64%	4 0.51%	2 0.26%	2 0.26%

Certified - Final Official Canvass of Votes
 May 21, 2024 Primary Election
 All Precincts, All Districts, All Counter Groups, All ScanStations, All Contests, All Boxes
 Total Ballots Cast: 18619, Registered Voters: 49482, Overall Turnout: 37.63%
 18 precincts reported out of 18 total

Precinct Committee Person - Republican - 05 - COOS BAY CITY WEST (REP) (Vote for 22)

Precinct	Ballots Cast	Reg. Voters	Total Votes	Write-in	Write-in	Write-in	Write-in	Write-in	Write-in	Write-in	Write-in	Over Votes	Under Votes
Precinct 05	693	1360	783	0	0.00%	0	0.00%	0	0.00%	0	0.00%	0	14463
Total	693	1360	783	0	0.00%	0	0.00%	0	0.00%	0	0.00%	0	14463



I hereby certify the votes recorded on this abstract correctly summarize the tally of votes cast at the election indicated.

Julie Brecke
 Julie A Brecke
 Coos County Clerk

Certified - Final Official Canvass of Votes

May 21, 2024 Primary Election

All Precincts, All Districts, All Counter Groups, All ScanStations, All Contests, All Boxes

Total Ballots Cast: 18619, Registered Voters: 49482, Overall Turnout: 37.63%

18 precincts reported out of 18 total

Precinct Committee Person - Democrat - 06 - COOS BAY CITY - MID (DEM) (Vote for 11)

Precinct	Ballots Cast	Reg. Voters	Total Votes	Joe Paulet	Paula Bechtold Laird	Jim Belton	Brenda Brecke	Thomas Leahy	Crystal Shoji	Caddy McKeown	Write-in	Write-in
Precinct 06	428	790	1619	192 11.86%	249 15.38%	191 11.80%	225 13.90%	212 13.09%	249 15.38%	260 16.06%	18 1.11%	11 0.68%
Total	428	790	1619	192 11.86%	249 15.38%	191 11.80%	225 13.90%	212 13.09%	249 15.38%	260 16.06%	18 1.11%	11 0.68%

Certified - Final Official Canvass of Votes
May 21, 2024 Primary Election

All Precincts, All Districts, All Counter Groups, All ScanStations, All Contests, All Boxes
Total Ballots Cast: 18619, Registered Voters: 49482, Overall Turnout: 37.63%
18 precincts reported out of 18 total

Precinct Committee Person - Democrat - 06 - COOS BAY CITY - MID (DEM) (Vote for 11)

Precinct	Ballots Cast	Reg. Voters	Total Votes	Over Votes	Under Votes
Precinct 06	428	790	1619	22	3067
Total	428	790	1619	22	3067



I hereby certify the votes recorded
on this abstract correctly
summarize the tally of votes cast
at the election indicated.

Julie Brecke
Julie A Brecke
Coos County Clerk

Certified - Final Official Canvass of Votes

May 21, 2024 Primary Election

All Precincts, All Districts, All Counter Groups, All ScanStations, All Contests, All Boxes

Total Ballots Cast: 18619, Registered Voters: 49482, Overall Turnout: 37.63%

18 precincts reported out of 18 total

Precinct Committee Person - Republican - 06 - COOS BAY CITY - MID (Vote for 11)

Precinct	Ballots Cast	Reg. Voters	Total Votes	Tom Brown	Nancy Brown	Virginia Tavernier	Ron Wiggins	Jennifer Wiggins	Jim Kingsley	Write-in	Write-in	Write-in
Precinct 06	398	749	832	139 16.71%	134 16.11%	127 15.26%	128 15.38%	131 15.75%	129 15.50%	16 1.92%	9 1.08%	6 0.72%
Total	398	749	832	139 16.71%	134 16.11%	127 15.26%	128 15.38%	131 15.75%	129 15.50%	16 1.92%	9 1.08%	6 0.72%


Certified - Final Official Canvass of Votes
 May 21, 2024 Primary Election
 All Precincts, All Districts, All Counter Groups, All ScanStations, All Contests, All Boxes
 Total Ballots Cast: 18619, Registered Voters: 49482, Overall Turnout: 37.63%
 18 precincts reported out of 18 total

Precinct Committee Person - Republican - 06 - COOS BAY CITY - MID (Vote for 11)

Precinct	Ballots Cast	Reg. Voters	Total Votes	Write-in	Write-in	Write-in	Write-in	Write-in	Write-in	Write-in	Write-in	Over Votes	Under Votes
Precinct 06	398	749	832	6 0.72%	6 0.72%	1 0.12%	0 0.00%	0 0.00%	0 0.00%	0 0.00%	0 0.00%	0	3546
Total	398	749	832	6 0.72%	6 0.72%	1 0.12%	0 0.00%	0 0.00%	0 0.00%	0 0.00%	0 0.00%	0	3546



I hereby certify the votes recorded on this abstract correctly summarize the tally of votes cast at the election indicated.


 Julie A Brecke
 Coos County Clerk

May 21, 2024 Primary Election

All Precincts, All Districts, All Counter Groups, All ScanStations, All Contests, All Boxes

Total Ballots Cast: 18619, Registered Voters: 49482, Overall Turnout: 37.63%

18 precincts reported out of 18 total

Precinct Committee Person - Democrat - 07 - COOS BAY CITY EAST (DEM) (Vote for 14)

Precinct	Ballots Cast	Reg. Voters	Total Votes	Mark Daily	David A Aakre	Mo Aakre	Dede Murphy	Robert More	Mrk Mrkvicka	Write-in	Write-in	Write-in
Precinct 07	454	911	1081	160 14.80%	184 17.02%	190 17.58%	183 16.93%	174 16.10%	155 14.34%	16 1.48%	7 0.65%	5 0.46%
Total	454	911	1081	160 14.80%	184 17.02%	190 17.58%	183 16.93%	174 16.10%	155 14.34%	16 1.48%	7 0.65%	5 0.46%

May 21, 2024 Primary Election

All Precincts, All Districts, All Counter Groups, All ScanStations, All Contests, All Boxes

Total Ballots Cast: 18619, Registered Voters: 49482, Overall Turnout: 37.63%

18 precincts reported out of 18 total

Precinct Committee Person - Democrat - 07 - COOS BAY CITY EAST (DEM) (Vote for 14)

Precinct	Ballots Cast	Reg. Voters	Total Votes	Write-in	Write-in	Write-in	Write-in	Write-in	Write-in	Write-in	Write-in	Write-in	Write-in
Precinct 07	454	911	1081	2 0.19%	2 0.19%	1 0.09%	1 0.09%	1 0.09%	0 0.00%	0 0.00%	0 0.00%	0 0.00%	0 0.00%
Total	454	911	1081	2 0.19%	2 0.19%	1 0.09%	1 0.09%	1 0.09%	0 0.00%	0 0.00%	0 0.00%	0 0.00%	0 0.00%

Certified - Final Official Canvass of Votes
May 21, 2024 Primary Election
All Precincts, All Districts, All Counter Groups, All ScanStations, All Contests, All Boxes
Total Ballots Cast: 18619, Registered Voters: 49482, Overall Turnout: 37.63%
18 precincts reported out of 18 total

Precinct Committee Person - Democrat - 07 - COOS BAY CITY EAST (DEM) (Vote for 14)

Precinct	Ballots Cast	Reg. Voters	Total Votes	Write-in	Write-in	Over Votes	Under Votes
Precinct 07	454	911	1081	0 0.00%	0 0.00%	0	5275
Total	454	911	1081	0 0.00%	0 0.00%	0	5275



I hereby certify the votes recorded on this abstract correctly summarize the tally of votes cast at the election indicated.

Julie Brecke
Julie A Brecke
Coos County Clerk

May 21, 2024 Primary Election

All Precincts, All Districts, All Counter Groups, All ScanStations, All Contests, All Boxes

Total Ballots Cast: 18619, Registered Voters: 49482, Overall Turnout: 37.63%

18 precincts reported out of 18 total

Precinct Committee Person - Republican - 07 - COOS BAY CITY EAST (REP) (Vote for 14)

Precinct	Ballots Cast	Reg. Voters	Total Votes	Sandra Slay	Write-in	Write-in	Write-in	Write-in	Write-in	Write-in	Write-in	Write-in	Write-in
Precinct 07	440	864	170	152 89.41%	12 7.06%	1 0.59%	0 0.00%	0 0.00%	1 0.59%	1 0.59%	0 0.00%	1 0.59%	
Total	440	864	170	152 89.41%	12 7.06%	1 0.59%	0 0.00%	0 0.00%	1 0.59%	1 0.59%	0 0.00%	1 0.59%	

Certified - Final Official Canvass of Votes
 May 21, 2024 Primary Election
 All Precincts, All Districts, All Counter Groups, All ScanStations, All Contests, All Boxes
 Total Ballots Cast: 18619, Registered Voters: 49482, Overall Turnout: 37.63%
 18 precincts reported out of 18 total

Precinct Committee Person - Republican - 07 - COOS BAY CITY EAST (REP) (Vote for 14)

Precinct	Ballots Cast	Reg. Voters	Total Votes	Write-in	Write-in	Write-in	Write-in	Write-in	Write-in	Write-in	Write-in	Over Votes	Under Votes		
Precinct 07	440	864	170	1	0.59%	1	0.59%	0	0.00%	0	0.00%	0	0.00%	14	5976
Total	440	864	170	1	0.59%	1	0.59%	0	0.00%	0	0.00%	0	0.00%	14	5976



I hereby certify the votes recorded on this abstract correctly summarize the tally of votes cast at the election indicated.

Julie Brecke
 Julie A Brecke
 Coos County Clerk

Certified - Final Official Canvass of Votes
 May 21, 2024 Primary Election
 All Precincts, All Districts, All Counter Groups, All ScanStations, All Contests, All Boxes
 Total Ballots Cast: 18619, Registered Voters: 49482, Overall Turnout: 37.63%
 18 precincts reported out of 18 total

Precinct Committee Person - Democrat - 08 - RURAL COOS BAY EAST (DEM) (Vote for 20)

Precinct	Ballots Cast	Reg. Voters	Total Votes	Suzanne Porter	Garrett King	Write-in	Write-in	Write-in	Write-in	Write-in	Write-in	Write-in
Precinct 08	500	1044	489	226 46.22%	215 43.97%	15 3.07%	7 1.43%	4 0.82%	3 0.61%	3 0.61%	2 0.41%	2 0.41%
Total	500	1044	489	226 46.22%	215 43.97%	15 3.07%	7 1.43%	4 0.82%	3 0.61%	3 0.61%	2 0.41%	2 0.41%

Certified - Final Official Canvass of Votes
 May 21, 2024 Primary Election
 All Precincts, All Districts, All Counter Groups, All ScanStations, All Contests, All Boxes
 Total Ballots Cast: 18619, Registered Voters: 49482, Overall Turnout: 37.63%
 18 precincts reported out of 18 total

Precinct Committee Person - Democrat - 08 - RURAL COOS BAY EAST (DEM) (Vote for 20)

Precinct	Ballots Cast	Reg. Voters	Total Votes	Write-in	Write-in	Write-in	Write-in	Over Votes	Under Votes
Precinct 08	500	1044	489	1 0.20%	1 0.20%	0 0.00%	0 0.00%	20	9491
Total	500	1044	489	1 0.20%	1 0.20%	0 0.00%	0 0.00%	20	9491



I hereby certify the votes recorded on this abstract correctly summarize the tally of votes cast at the election indicated.

Julie Brecke
 Julie A Brecke
 Coos County Clerk

Certified - Final Official Canvass of Votes

May 21, 2024 Primary Election

All Precincts, All Districts, All Counter Groups, All ScanStations, All Contests, All Boxes

Total Ballots Cast: 18619, Registered Voters: 49482, Overall Turnout: 37.63%

18 precincts reported out of 18 total

Precinct Committee Person - Republican - 08 - RURAL COOS BAY EAST (Vote for 20)

Precinct	Ballots Cast	Reg. Voters	Total Votes	Carma Erickson-Hurt	Fred Baker	Dylan M Brainard	Cathy Chase	Write-in	Write-in	Write-in	Write-in	Write-in
Precinct 08	678	1401	1013	211 20.83%	230 22.70%	201 19.84%	210 20.73%	43 4.24%	23 2.27%	16 1.58%	14 1.38%	10 0.99%
Total	678	1401	1013	211 20.83%	230 22.70%	201 19.84%	210 20.73%	43 4.24%	23 2.27%	16 1.58%	14 1.38%	10 0.99%

Certified - Final Official Canvass of Votes
 May 21, 2024 Primary Election
 All Precincts, All Districts, All Counter Groups, All ScanStations, All Contests, All Boxes
 Total Ballots Cast: 18619, Registered Voters: 49482, Overall Turnout: 37.63%
 18 precincts reported out of 18 total

Precinct Committee Person - Republican - 08 - RURAL COOS BAY EAST (Vote for 20)

Precinct	Ballots Cast	Reg. Voters	Total Votes	Write-in	Write-in	Write-in	Write-in	Write-in	Write-in	Write-in	Write-in	Write-in
Precinct 08	678	1401	1013	8 0.79%	8 0.79%	5 0.49%	5 0.49%	5 0.49%	5 0.49%	4 0.39%	3 0.30%	3 0.30%
Total	678	1401	1013	8 0.79%	8 0.79%	5 0.49%	5 0.49%	5 0.49%	5 0.49%	4 0.39%	3 0.30%	3 0.30%

Certified - Final Official Canvass of Votes
 May 21, 2024 Primary Election
 All Precincts, All Districts, All Counter Groups, All ScanStations, All Contests, All Boxes
 Total Ballots Cast: 18619, Registered Voters: 49482, Overall Turnout: 37.63%
 18 precincts reported out of 18 total

Precinct Committee Person - Republican - 08 - RURAL COOS BAY EAST (Vote for 20)

Precinct	Ballots Cast	Reg. Voters	Total Votes	Write-in	Write-in	Write-in	Write-in	Write-in	Write-in	Over Votes	Under Votes
Precinct 08	678	1401	1013	3 0.30%	2 0.20%	1 0.10%	1 0.10%	1 0.10%	1 0.10%	0	12547
Total	678	1401	1013	3 0.30%	2 0.20%	1 0.10%	1 0.10%	1 0.10%	1 0.10%	0	12547



I hereby certify the votes recorded on this abstract correctly summarize the tally of votes cast at the election indicated.

Julie Brecke
 Julie A Brecke
 Coos County Clerk

Certified - Final Official Canvass of Votes

May 21, 2024 Primary Election

All Precincts, All Districts, All Counter Groups, All ScanStations, All Contests, All Boxes

Total Ballots Cast: 18619, Registered Voters: 49482, Overall Turnout: 37.63%

18 precincts reported out of 18 total

Precinct Committee Person - Democrat - 09 - RURAL COOS BAY WEST (DEM) (Vote for 2)

Precinct	Ballots Cast	Reg. Voters	Total Votes	Allen M Solomon	Write-in	Write-in	Over Votes	Under Votes
Precinct 09	58	126	35	35 100.00%	0 0.00%	0 0.00%	0	81
Total	58	126	35	35 100.00%	0 0.00%	0 0.00%	0	81



I hereby certify the votes recorded on this abstract correctly summarize the tally of votes cast at the election indicated.

Julie Brecke
 Julie A Brecke
 Coos County Clerk

Certified - Final Official Canvass of Votes

May 21, 2024 Primary Election

All Precincts, All Districts, All Counter Groups, All ScanStations, All Contests, All Boxes

Total Ballots Cast: 18619, Registered Voters: 49482, Overall Turnout: 37.63%

18 precincts reported out of 18 total

Precinct Committee Person - Republican - 09 - RURAL COOS BAY WEST (Vote for 2)

Precinct	Ballots Cast	Reg. Voters	Total Votes	Write-in	Write-in	Over Votes	Under Votes
Precinct 09	60	116	2	2 100.00%	0 0.00%	0	118
Total	60	116	2	2 100.00%	0 0.00%	0	118



I hereby certify the votes recorded on this abstract correctly summarize the tally of votes cast at the election indicated.

Julie Brecke
Julie A Brecke
Coos County Clerk

Certified - Final Official Canvass of Votes

May 21, 2024 Primary Election


All Precincts, All Districts, All Counter Groups, All ScanStations, All Contests, All Boxes

Total Ballots Cast: 18619, Registered Voters: 49482, Overall Turnout: 37.63%

18 precincts reported out of 18 total

Precinct Committee Person - Democrat - 10 - RURAL COOS BAY (DEM) (Vote for 12)

Precinct	Ballots Cast	Reg. Voters	Total Votes	Write-in	Write-in	Write-in	Write-in	Over Votes	Under Votes
Precinct 10	345	638	167	0 0.00%	0 0.00%	0 0.00%	0 0.00%	0	3973
Total	345	638	167	0 0.00%	0 0.00%	0 0.00%	0 0.00%	0	3973



I hereby certify the votes recorded on this abstract correctly summarize the tally of votes cast at the election indicated.

Julie Brecke
 Julie A Brecke
 Coos County Clerk

Certified - Final Official Canvass of Votes
 May 21, 2024 Primary Election
 All Precincts, All Districts, All Counter Groups, All ScanStations, All Contests, All Boxes
 Total Ballots Cast: 18619, Registered Voters: 49482, Overall Turnout: 37.63%
 18 precincts reported out of 18 total

Precinct Committee Person - Republican - 10 - RURAL COOS BAY (REP) (Vote for 12)

Precinct	Ballots Cast	Reg. Voters	Total Votes	Karl Shank	Write-in	Write-in	Write-in	Write-in	Write-in	Write-in	Write-in	Write-in
Precinct 10	632	1138	293	224 76.45%	15 5.12%	10 3.41%	7 2.39%	6 2.05%	6 2.05%	6 2.05%	6 2.05%	5 1.71%
Total	632	1138	293	224 76.45%	15 5.12%	10 3.41%	7 2.39%	6 2.05%	6 2.05%	6 2.05%	6 2.05%	5 1.71%

Certified - Final Official Canvass of Votes
 May 21, 2024 Primary Election
 All Precincts, All Districts, All Counter Groups, All ScanStations, All Contests, All Boxes
 Total Ballots Cast: 18619, Registered Voters: 49482, Overall Turnout: 37.63%
 18 precincts reported out of 18 total

Precinct Committee Person - Republican - 10 - RURAL COOS BAY (REP) (Vote for 12)

Precinct	Ballots Cast	Reg. Voters	Total Votes	Write-in	Write-in	Write-in	Write-in	Over Votes	Under Votes
Precinct 10	632	1138	293	4 1.37%	2 0.68%	1 0.34%	1 0.34%	0	7291
Total	632	1138	293	4 1.37%	2 0.68%	1 0.34%	1 0.34%	0	7291



I hereby certify the votes recorded on this abstract correctly summarize the tally of votes cast at the election indicated.

Julie Brecke
 Julie A Brecke
 Coos County Clerk

Certified - Final Official Canvass of Votes
 May 21, 2024 Primary Election
 All Precincts, All Districts, All Counter Groups, All ScanStations, All Contests, All Boxes
 Total Ballots Cast: 18619, Registered Voters: 49482, Overall Turnout: 37.63%
 18 precincts reported out of 18 total

Precinct Committee Person - Democrat - 11 - RURAL COQUILLE (DEM) (Vote for 10)

Precinct	Ballots Cast	Reg. Voters	Total Votes	Judith A Berkley		Bonita W Clarke		Dave Tilton		Janet Tilton		Genelle Hanken		Sandra Stafford		Write-in		Write-in		Write-in	
Precinct 11	268	454	823	123	14.95%	129	15.67%	137	16.65%	141	17.13%	130	15.80%	122	14.82%	16	1.94%	10	1.22%	9	1.09%
Total	268	454	823	123	14.95%	129	15.67%	137	16.65%	141	17.13%	130	15.80%	122	14.82%	16	1.94%	10	1.22%	9	1.09%

Certified - Final Official Canvass of Votes
 May 21, 2024 Primary Election
 All Precincts, All Districts, All Counter Groups, All ScanStations, All Contests, All Boxes
 Total Ballots Cast: 18619, Registered Voters: 49482, Overall Turnout: 37.63%
 18 precincts reported out of 18 total

Precinct Committee Person - Democrat - 11 - RURAL COQUILLE (DEM) (Vote for 10)

Precinct	Ballots Cast	Reg. Voters	Total Votes	Write-in	Write-in	Write-in	Write-in	Write-in	Write-in	Write-in	Write-in	Over Votes	Under Votes
Precinct 11	268	454	823	6 0.73%	0 0.00%	0 0.00%	0 0.00%	0 0.00%	0 0.00%	0 0.00%	0 0.00%	0	1857
Total	268	454	823	6 0.73%	0 0.00%	0 0.00%	0 0.00%	0 0.00%	0 0.00%	0 0.00%	0 0.00%	0	1857



I hereby certify the votes recorded on this abstract correctly summarize the tally of votes cast at the election indicated.

Julie Brecke
 Julie A Brecke
 Coos County Clerk

May 21, 2024 Primary Election

All Precincts, All Districts, All Counter Groups, All ScanStations, All Contests, All Boxes

Total Ballots Cast: 18619, Registered Voters: 49482, Overall Turnout: 37.63%

18 precincts reported out of 18 total

Precinct Committee Person - Republican - 11 - RURAL COQUILLE (REP) (Vote for 10)

Precinct	Ballots Cast	Reg. Voters	Total Votes	Renee Felsheim	John Felsheim	Justin M Taylor	Rosemary West	Sheila M Wight	Jeffrey L Jones	Janet L Main-Jones	Write-in	Write-in
Precinct 11	612	1032	1375	193 14.04%	199 14.47%	178 12.95%	217 15.78%	187 13.60%	176 12.80%	176 12.80%	18 1.31%	10 0.73%
Total	612	1032	1375	193 14.04%	199 14.47%	178 12.95%	217 15.78%	187 13.60%	176 12.80%	176 12.80%	18 1.31%	10 0.73%

Certified - Final Official Canvass of Votes
 May 21, 2024 Primary Election
 All Precincts, All Districts, All Counter Groups, All ScanStations, All Contests, All Boxes
 Total Ballots Cast: 18619, Registered Voters: 49482, Overall Turnout: 37.63%
 18 precincts reported out of 18 total

Precinct Committee Person - Republican - 11 - RURAL COQUILLE (REP) (Vote for 10)

Precinct	Ballots Cast	Reg. Voters	Total Votes	Write-in	Write-in	Write-in	Write-in	Write-in	Write-in	Write-in	Write-in	Over Votes	Under Votes
Precinct 11	612	1032	1375	7 0.51%	3 0.22%	3 0.22%	2 0.15%	2 0.15%	2 0.15%	1 0.07%	1 0.07%	0	4745
Total	612	1032	1375	7 0.51%	3 0.22%	3 0.22%	2 0.15%	2 0.15%	2 0.15%	1 0.07%	1 0.07%	0	4745



I hereby certify the votes recorded on this abstract correctly summarize the tally of votes cast at the election indicated.

Julie Brecke
 Julie A. Brecke
 Coos County Clerk

Certified - Final Official Canvass of Votes

May 21, 2024 Primary Election

All Precincts, All Districts, All Counter Groups, All ScanStations, All Contests, All Boxes

Total Ballots Cast: 18619, Registered Voters: 49482, Overall Turnout: 37.63%

18 precincts reported out of 18 total

Precinct Committee Person - Democrat - 12 - COQUILLE CITY (DEM) (Vote for 12)

Precinct	Ballots Cast	Reg. Voters	Total Votes	Eldon Rollins	David Jennings	Shawn G Jennings	Margie Meyers	Kay Marino	Write-in	Write-in	Write-in	Write-in
Precinct 12	324	594	708	133 18.79%	132 18.64%	133 18.79%	137 19.35%	147 20.76%	7 0.99%	4 0.56%	3 0.42%	3 0.42%
Total	324	594	708	133 18.79%	132 18.64%	133 18.79%	137 19.35%	147 20.76%	7 0.99%	4 0.56%	3 0.42%	3 0.42%

Certified - Final Official Canvass of Votes
 May 21, 2024 Primary Election
 All Precincts, All Districts, All Counter Groups, All ScanStations, All Contests, All Boxes
 Total Ballots Cast: 18619, Registered Voters: 49482, Overall Turnout: 37.63%
 18 precincts reported out of 18 total

Precinct Committee Person - Democrat - 12 - COQUILLE CITY (DEM) (Vote for 12)

Precinct	Ballots Cast	Reg. Voters	Total Votes	Write-in	Write-in	Write-in	Write-in	Write-in	Write-in	Write-in	Write-in	Over Votes	Under Votes
Precinct 12	324	594	708	3 0.42%	3 0.42%	3 0.42%	0 0.00%	0 0.00%	0 0.00%	0 0.00%	0 0.00%	0	3180
Total	324	594	708	3 0.42%	3 0.42%	3 0.42%	0 0.00%	0 0.00%	0 0.00%	0 0.00%	0 0.00%	0	3180



I hereby certify the votes recorded on this abstract correctly summarize the tally of votes cast at the election indicated.

Julie Brecke
 Julie A Brecke
 Coos County Clerk

Certified - Final Official Canvass of Votes
 May 21, 2024 Primary Election
 All Precincts, All Districts, All Counter Groups, All ScanStations, All Contests, All Boxes
 Total Ballots Cast: 18619, Registered Voters: 49482, Overall Turnout: 37.63%
 18 precincts reported out of 18 total

Precinct Committee Person - Republican - 12 - COQUILLE CITY (REP) (Vote for 12)

Precinct	Ballots Cast	Reg. Voters	Total Votes	Jo Teel	Derria J Lakey	M A Kinnaird	Write-in	Write-in	Write-in	Write-in	Write-in	Write-in
Precinct 12	482	886	696	239 34.34%	196 28.16%	207 29.74%	16 2.30%	6 0.86%	5 0.72%	5 0.72%	4 0.57%	4 0.57%
Total	482	886	696	239 34.34%	196 28.16%	207 29.74%	16 2.30%	6 0.86%	5 0.72%	5 0.72%	4 0.57%	4 0.57%

Certified - Final Official Canvass of Votes
 May 21, 2024 Primary Election
 All Precincts, All Districts, All Counter Groups, All ScanStations, All Contests, All Boxes
 Total Ballots Cast: 18619, Registered Voters: 49482, Overall Turnout: 37.63%
 18 precincts reported out of 18 total

Precinct Committee Person - Republican - 12 - COQUILLE CITY (REP) (Vote for 12)

Precinct	Ballots Cast	Reg. Voters	Total Votes	Write-in	Write-in	Write-in	Write-in	Write-in	Write-in	Over Votes	Under Votes
Precinct 12	482	886	696	4 0.57%	3 0.43%	4 0.57%	1 0.14%	1 0.14%	1 0.14%	0	5088
Total	482	886	696	4 0.57%	3 0.43%	4 0.57%	1 0.14%	1 0.14%	1 0.14%	0	5088



I hereby certify the votes recorded on this abstract correctly summarize the tally of votes cast at the election indicated.

Julie Brecke
 Julie A Brecke
 Coos County Clerk

Certified - Final Official Canvass of Votes
 May 21, 2024 Primary Election
 All Precincts, All Districts, All Counter Groups, All ScanStations, All Contests, All Boxes
 Total Ballots Cast: 18619, Registered Voters: 49482, Overall Turnout: 37.63%
 18 precincts reported out of 18 total

Precinct Committee Person - Democrat - 13 - MYRTLE POINT CITY (DEM) (Vote for 7)

Precinct	Ballots Cast	Reg. Voters	Total Votes	Write-in	Write-in	Write-in	Write-in	Write-in	Write-in	Write-in	Write-in	Over Votes	Under Votes
Precinct 13	167	317	8	2 25.00%	1 12.50%	1 12.50%	1 12.50%	1 12.50%	1 12.50%	1 12.50%	1 12.50%	0	1161
Total	167	317	8	2 25.00%	1 12.50%	1 12.50%	1 12.50%	1 12.50%	1 12.50%	1 12.50%	1 12.50%	0	1161



I hereby certify the votes recorded on this abstract correctly summarize the tally of votes cast at the election indicated.

Julie Brecke
 Julie A Brecke
 Coos County Clerk

May 21, 2024 Primary Election

All Precincts, All Districts, All Counter Groups, All ScanStations, All Contests, All Boxes

Total Ballots Cast: 18619, Registered Voters: 49482, Overall Turnout: 37.63%

18 precincts reported out of 18 total

Precinct Committee Person - Republican - 13 - MYRTLE POINT CITY (REP) (Vote for 7)

Precinct	Ballots Cast	Reg. Voters	Total Votes	Terry Harris	Roy Harris	Write-in	Write-in	Write-in	Write-in	Write-in	Write-in	Write-in
Precinct 13	340	654	334	148 44.31%	142 42.51%	18 5.39%	9 2.69%	7 2.10%	6 1.80%	4 1.20%	0 0.00%	0 0.00%
Total	340	654	334	148 44.31%	142 42.51%	18 5.39%	9 2.69%	7 2.10%	6 1.80%	4 1.20%	0 0.00%	0 0.00%

Certified - Final Official Canvass of Votes

May 21, 2024 Primary Election

All Precincts, All Districts, All Counter Groups, All ScanStations, All Contests, All Boxes

Total Ballots Cast: 18619, Registered Voters: 49482, Overall Turnout: 37.63%

18 precincts reported out of 18 total

Precinct Committee Person - Republican - 13 - MYRTLE POINT CITY (REP) (Vote for 7)

Precinct	Ballots Cast	Reg. Voters	Total Votes	Over Votes	Under Votes
Precinct 13	340	654	334	0	2046
Total	340	654	334	0	2046



I hereby certify the votes recorded on this abstract correctly summarize the tally of votes cast at the election indicated.

Julie Brecke
Julie A Brecke
Coos County Clerk

Certified - Final Official Canvass of Votes
 May 21, 2024 Primary Election
 All Precincts, All Districts, All Counter Groups, All ScanStations, All Contests, All Boxes
 Total Ballots Cast: 18619, Registered Voters: 49482, Overall Turnout: 37.63%
 18 precincts reported out of 18 total

Precinct Committee Person - Democrat - 14 - RURAL MYRTLE POINT (DEM) (Vote for 8)

Precinct	Ballots Cast	Reg. Voters	Total Votes	Ellen King	John Jones	Write-in	Write-in	Write-in	Write-in	Write-in	Write-in	Write-in
Precinct 14	166	291	119	57 47.90%	58 48.74%	3 2.52%	1 0.84%	0 0.00%	0 0.00%	0 0.00%	0 0.00%	0 0.00%
Total	166	291	119	57 47.90%	58 48.74%	3 2.52%	1 0.84%	0 0.00%	0 0.00%	0 0.00%	0 0.00%	0 0.00%

Certified - Final Official Canvass of Votes

May 21, 2024 Primary Election

All Precincts, All Districts, All Counter Groups, All ScanStations, All Contests, All Boxes

Total Ballots Cast: 18619, Registered Voters: 49482, Overall Turnout: 37.63%

18 precincts reported out of 18 total

Precinct Committee Person - Democrat - 14 - RURAL MYRTLE POINT (DEM) (Vote for 8)

Precinct	Ballots Cast	Reg. Voters	Total Votes	Write-in	Over Votes	Under Votes
Precinct 14	166	291	119	0 0.00%	0	1209
Total	166	291	119	0 0.00%	0	1209



I hereby certify the votes recorded on this abstract correctly summarize the tally of votes cast at the election indicated.

Julie Brecke
Julie A Brecke
Coos County Clerk

Certified - Final Official Canvass of Votes
 May 21, 2024 Primary Election
 All Precincts, All Districts, All Counter Groups, All ScanStations, All Contests, All Boxes
 Total Ballots Cast: 18619, Registered Voters: 49482, Overall Turnout: 37.63%
 18 precincts reported out of 18 total

Precinct Committee Person - Republican - 14 - RURAL MYRTLE POINT (REP) (Vote for 8)

Precinct	Ballots Cast	Reg. Voters	Total Votes	Pam Lewis	Denesa Rains	Write-in	Write-in	Write-in	Write-in	Write-in	Write-in	Write-in
Precinct 14	561	990	551	261 47.37%	211 38.29%	31 5.63%	13 2.36%	9 1.63%	9 1.63%	7 1.27%	5 0.91%	3 0.54%
Total	561	990	551	261 47.37%	211 38.29%	31 5.63%	13 2.36%	9 1.63%	9 1.63%	7 1.27%	5 0.91%	3 0.54%

Certified - Final Official Canvass of Votes
May 21, 2024 Primary Election
All Precincts, All Districts, All Counter Groups, All ScanStations, All Contests, All Boxes
Total Ballots Cast: 18619, Registered Voters: 49482, Overall Turnout: 37.63%
18 precincts reported out of 18 total

Precinct Committee Person - Republican - 14 - RURAL MYRTLE POINT (REP) (Vote for 8)

Precinct	Ballots Cast	Reg. Voters	Total Votes	Write-in	Over Votes	Under Votes
Precinct 14	561	990	551	2 0.36%	8	3929
Total	561	990	551	2 0.36%	8	3929



I hereby certify the votes recorded on this abstract correctly summarize the tally of votes cast at the election indicated.

Julie A Brecke
Julie A Brecke
Coos County Clerk

Certified - Final Official Canvass of Votes
 May 21, 2024 Primary Election
 All Precincts, All Districts, All Counter Groups, All ScanStations, All Contests, All Boxes
 Total Ballots Cast: 18619, Registered Voters: 49482, Overall Turnout: 37.63%
 18 precincts reported out of 18 total

Precinct Committee Person - Democrat - 15 - POWERS CITY & RURAL (DEM) (Vote for 3)

Precinct	Ballots Cast	Reg. Voters	Total Votes	Write-in	Write-in	Write-in	Over Votes	Under Votes
Precinct 15	56	105	3	1 33.33%	1 33.33%	1 33.33%	0	165
Total	56	105	3	1 33.33%	1 33.33%	1 33.33%	0	165



I hereby certify the votes recorded on this abstract correctly summarize the tally of votes cast at the election indicated.

Julie Brecke
 Julie A Brecke
 Coos County Clerk

Certified - Final Official Canvass of Votes

May 21, 2024 Primary Election

All Precincts, All Districts, All Counter Groups, All ScanStations, All Contests, All Boxes

Total Ballots Cast: 18619, Registered Voters: 49482, Overall Turnout: 37.63%

18 precincts reported out of 18 total

Precinct Committee Person - Republican - 15 - POWERS CITY & RURAL (Vote for 3)

Precinct	Ballots Cast	Reg. Voters	Total Votes	Write-in	Write-in	Write-in	Over Votes	Under Votes
Precinct 15	112	219	11	6 54.55%	3 27.27%	2 18.18%	0	325
Total	112	219	11	6 54.55%	3 27.27%	2 18.18%	0	325



I hereby certify the votes recorded on this abstract correctly summarize the tally of votes cast at the election indicated.

Julie Brecke
 Julie A Brecke
 Coos County Clerk

Certified - Final Official Canvass of Votes
 May 21, 2024 Primary Election
 All Precincts, All Districts, All Counter Groups, All ScanStations, All Contests, All Boxes
 Total Ballots Cast: 18619, Registered Voters: 49482, Overall Turnout: 37.63%
 18 precincts reported out of 18 total

Precinct Committee Person - Democrat - 16 - BANDON CITY (DEM) (Vote for 10)

Precinct	Ballots Cast	Reg. Voters	Total Votes	Katy Eymann		Rachel Reilly		Write-in		Write-in		Write-in		Write-in		Write-in		Write-in	
Precinct 16	476	768	555	284	51.17%	228	41.08%	21	3.78%	10	1.80%	4	0.72%	3	0.54%	1	0.18%	1	0.18%
Total	476	768	555	284	51.17%	228	41.08%	21	3.78%	10	1.80%	4	0.72%	3	0.54%	1	0.18%	1	0.18%

Certified - Final Official Canvass of Votes

May 21, 2024 Primary Election

All Precincts, All Districts, All Counter Groups, All ScanStations, All Contests, All Boxes

Total Ballots Cast: 18619, Registered Voters: 49482, Overall Turnout: 37.63%

18 precincts reported out of 18 total

Precinct Committee Person - Democrat - 16 - BANDON CITY (DEM) (Vote for 10)

Precinct	Ballots Cast	Reg. Voters	Total Votes	Write-in	Write-in	Write-in	Over Votes	Under Votes
Precinct 16	476	768	555	1 0.18%	1 0.18%	0 0.00%	0	4205
Total	476	768	555	1 0.18%	1 0.18%	0 0.00%	0	4205



I hereby certify the votes recorded on this abstract correctly summarize the tally of votes cast at the election indicated.

Julie Brecke
 Julie A Brecke
 Coos County Clerk

Certified - Final Official Canvass of Votes

May 21, 2024 Primary Election

All Precincts, All Districts, All Counter Groups, All ScanStations, All Contests, All Boxes

Total Ballots Cast: 18619, Registered Voters: 49482, Overall Turnout: 37.63%

18 precincts reported out of 18 total

Precinct Committee Person - Republican - 16 - BANDON CITY (REP) (Vote for 10)

Precinct	Ballots Cast	Reg. Voters	Total Votes	Lourdes Regueiro	Write-in	Write-in	Write-in	Write-in	Write-in	Write-in	Write-in	Write-in	Write-in
Precinct 16	440	729	187	123 65.78%	14 7.49%	10 5.35%	9 4.81%	8 4.28%	4 2.14%	4 2.14%	4 2.14%	4 2.14%	4 2.14%
Total	440	729	187	123 65.78%	14 7.49%	10 5.35%	9 4.81%	8 4.28%	4 2.14%	4 2.14%	4 2.14%	4 2.14%	4 2.14%

Certified - Final Official Canvass of Votes

May 21, 2024 Primary Election

All Precincts, All Districts, All Counter Groups, All ScanStations, All Contests, All Boxes

Total Ballots Cast: 18619, Registered Voters: 49482, Overall Turnout: 37.63%

18 precincts reported out of 18 total

Precinct Committee Person - Republican - 16 - BANDON CITY (REP) (Vote for 10)

Precinct	Ballots Cast	Reg. Voters	Total Votes	Write-in	Write-in	Over Votes	Under Votes
Precinct 16	440	729	187	4 2.14%	3 1.60%	20	4193
Total	440	729	187	4 2.14%	3 1.60%	20	4193



I hereby certify the votes recorded on this abstract correctly summarize the tally of votes cast at the election indicated.

Julie Brecke
 Julie A Brecke
 Coos County Clerk

Certified - Final Official Canvass of Votes
 May 21, 2024 Primary Election
 All Precincts, All Districts, All Counter Groups, All ScanStations, All Contests, All Boxes
 Total Ballots Cast: 18619, Registered Voters: 49482, Overall Turnout: 37.63%
 18 precincts reported out of 18 total

Precinct Committee Person - Democrat - 17 - RURAL BANDON (DEM) (Vote for 14)

Precinct	Ballots Cast	Reg. Voters	Total Votes	John Ammon	Barbara L Coulson	Danusia Rogers	Ginger Swan	Write-in	Write-in	Write-in	Write-in	Write-in
Precinct 17	457	753	671	152 22.65%	161 23.99%	164 24.44%	176 26.23%	12 1.79%	3 0.45%	3 0.45%	0 0.00%	0 0.00%
Total	457	753	671	152 22.65%	161 23.99%	164 24.44%	176 26.23%	12 1.79%	3 0.45%	3 0.45%	0 0.00%	0 0.00%

Certified - Final Official Canvass of Votes

May 21, 2024 Primary Election


All Precincts, All Districts, All Counter Groups, All ScanStations, All Contests, All Boxes

Total Ballots Cast: 18619, Registered Voters: 49482, Overall Turnout: 37.63%

18 precincts reported out of 18 total

Precinct Committee Person - Democrat - 17 - RURAL BANDON (DEM) (Vote for 14)

Precinct	Ballots Cast	Reg. Voters	Total Votes	Over Votes	Under Votes
Precinct 17	457	753	671	0	5727
Total	457	753	671	0	5727



I hereby certify the votes recorded on this abstract correctly summarize the tally of votes cast at the election indicated.

Julie Brecke
Julie A Brecke
Coos County Clerk

Certified - Final Official Canvass of Votes
 May 21, 2024 Primary Election
 All Precincts, All Districts, All Counter Groups, All ScanStations, All Contests, All Boxes
 Total Ballots Cast: 18619, Registered Voters: 49482, Overall Turnout: 37.63%
 18 precincts reported out of 18 total

Precinct Committee Person - Republican - 17 - RURAL BANDON (REP) (Vote for 14)

Precinct	Ballots Cast	Reg. Voters	Total Votes	Faye Albertson	Richard William Anderson	Theresa Avery	Stan Avery	Renne Nason	Janice Nason	Write-in	Write-in	Write-in
Precinct 17	612	1096	1623	253 15.59%	226 13.92%	284 17.50%	299 18.42%	246 15.16%	252 15.53%	26 1.60%	10 0.62%	6 0.37%
Total	612	1096	1623	253 15.59%	226 13.92%	284 17.50%	299 18.42%	246 15.16%	252 15.53%	26 1.60%	10 0.62%	6 0.37%

Certified - Final Official Canvass of Votes
 May 21, 2024 Primary Election
 All Precincts, All Districts, All Counter Groups, All ScanStations, All Contests, All Boxes
 Total Ballots Cast: 18619, Registered Voters: 49482, Overall Turnout: 37.63%
 18 precincts reported out of 18 total

Precinct Committee Person - Republican - 17 - RURAL BANDON (REP) (Vote for 14)

Precinct	Ballots Cast	Reg. Voters	Total Votes	Write-in	Write-in	Write-in	Write-in	Write-in	Write-in	Write-in	Write-in	Write-in	Write-in
Precinct 17	612	1096	1623	5 0.31%	4 0.25%	4 0.25%	4 0.25%	4 0.25%	0 0.00%	0 0.00%	0 0.00%	0 0.00%	0 0.00%
Total	612	1096	1623	5 0.31%	4 0.25%	4 0.25%	4 0.25%	4 0.25%	0 0.00%	0 0.00%	0 0.00%	0 0.00%	0 0.00%

Certified - Final Official Canvass of Votes

May 21, 2024 Primary Election

All Precincts, All Districts, All Counter Groups, All ScanStations, All Contests, All Boxes

Total Ballots Cast: 18619, Registered Voters: 49482, Overall Turnout: 37.63%

18 precincts reported out of 18 total

Precinct Committee Person - Republican - 17 - RURAL BANDON (REP) (Vote for 14)

Precinct	Ballots Cast	Reg. Voters	Total Votes	Write-in		Write-in		Over Votes	Under Votes
Precinct 17	612	1096	1623	0	0.00%	0	0.00%	28	6917
Total	612	1096	1623	0	0.00%	0	0.00%	28	6917



I hereby certify the votes recorded on this abstract correctly summarize the tally of votes cast at the election indicated.

Julie Brecke
 Julie A Brecke
 Coos County Clerk

Certified - Final Official Canvass of Votes
 May 21, 2024 Primary Election
 All Precincts, All Districts, All Counter Groups, All ScanStations, All Contests, All Boxes
 Total Ballots Cast: 18619, Registered Voters: 49482, Overall Turnout: 37.63%
 18 precincts reported out of 18 total

Precinct Committee Person - Democrat - 18 - RURAL BANDON--2CJ CURRY CO (Vote for 2)

Precinct	Ballots Cast	Reg. Voters	Total Votes	Mike Claassen	Chris Luecke	Write-in	Write-in	Over Votes	Under Votes
Precinct 18	56	94	69	34 49.28%	35 50.72%	0 0.00%	0 0.00%	0	43
Total	56	94	69	34 49.28%	35 50.72%	0 0.00%	0 0.00%	0	43



I hereby certify the votes recorded on this abstract correctly summarize the tally of votes cast at the election indicated.

Julie A Brecke
 Julie A Brecke
 Coos County Clerk

Certified - Final Official Canvass of Votes

May 21, 2024 Primary Election

All Precincts, All Districts, All Counter Groups, All ScanStations, All Contests, All Boxes

Total Ballots Cast: 18619, Registered Voters: 49482, Overall Turnout: 37.63%

18 precincts reported out of 18 total

Precinct Committee Person - Republican - 18 - RURAL BANDON--2CJ CURRY (Vote for 2)

Precinct	Ballots Cast	Reg. Voters	Total Votes	Write-in	Write-in	Over Votes	Under Votes
Precinct 18	107	187	11	9 81.82%	2 18.18%	0	203
Total	107	187	11	9 81.82%	2 18.18%	0	203



I hereby certify the votes recorded on this abstract correctly summarize the tally of votes cast at the election indicated.

Julie Brecke
 Julie A Brecke
 Coos County Clerk

Certified - Final Official Canvass of Votes

May 21, 2024 Primary Election

All Precincts, All Districts, All Counter Groups, All ScanStations, All Contests, All Boxes

Total Ballots Cast: 18619, Registered Voters: 49482, Overall Turnout: 37.63%

18 precincts reported out of 18 total

6-213 County Five-Year Levy to Fund Public Safety Operations (Vote for 1)

Precinct	Ballots Cast	Reg. Voters	Total Votes	Yes	No	Over Votes	Under Votes
Precinct 01	811	2024	744	290 38.98%	454 61.02%	0	67
Precinct 02	1577	3552	1467	606 41.31%	861 58.69%	0	110
Precinct 03	1503	4202	1394	597 42.83%	797 57.17%	0	109
Precinct 04	1112	3039	1012	461 45.55%	551 54.45%	0	100
Precinct 05	1682	5291	1557	692 44.44%	865 55.56%	0	125
Precinct 06	1077	2810	1013	488 48.17%	525 51.83%	0	64
Precinct 07	1150	3455	1092	482 44.14%	610 55.86%	0	58
Precinct 08	1582	5048	1457	539 36.99%	918 63.01%	0	125
Precinct 09	171	499	157	58 36.94%	99 63.06%	0	14
Precinct 10	1258	3003	1173	401 34.19%	772 65.81%	0	85
Precinct 11	1101	2545	1056	404 38.26%	652 61.74%	0	45
Precinct 12	1084	2892	1024	443 43.26%	581 56.74%	0	60
Precinct 13	652	1877	605	228 37.69%	377 62.31%	0	47
Precinct 14	880	2113	816	292 35.78%	524 64.22%	0	64
Precinct 15	231	625	211	59 27.96%	152 72.04%	0	20
Precinct 16	1200	2658	1097	472 43.03%	625 56.97%	0	103
Precinct 17	1344	3373	1230	463 37.64%	767 62.36%	0	114
Precinct 18	190	476	173	63 36.42%	110 63.58%	0	17
Total	18605	49482	17278	7038 40.73%	10240 59.27%	0	1327



I hereby certify the votes recorded on this abstract correctly summarize the tally of votes cast at the election indicated.

Julie Brecke
 Julie A Brecke
 Coos County Clerk

Certified - Final Official Canvass of Votes

May 21, 2024 Primary Election

All Precincts, All Districts, All Counter Groups, All ScanStations, All Contests, All Boxes

Total Ballots Cast: 18619, Registered Voters: 49482, Overall Turnout: 37.63%

18 precincts reported out of 18 total

6-211 Coos Bay Advisory Question on Future Library Location (Vote for 1)

Precinct	Ballots Cast	Reg. Voters	Total Votes	Yes	No	Over Votes	Under Votes
Precinct 05	1639	5197	1475	881 59.73%	594 40.27%	1	163
Precinct 06	1073	2773	942	541 57.43%	401 42.57%	2	129
Precinct 07	1146	3444	997	514 51.55%	483 48.45%	0	149
Total	3858	11414	3414	1936 56.71%	1478 43.29%	3	441



I hereby certify the votes recorded on this abstract correctly summarize the tally of votes cast at the election indicated.

Julie Brecke
Julie A Brecke
Coos County Clerk

Certified - Final Official Canvass of Votes
May 21, 2024 Primary Election
All Precincts, All Districts, All Counter Groups, All ScanStations, All Contests, All Boxes
Total Ballots Cast: 18619, Registered Voters: 49482, Overall Turnout: 37.63%
18 precincts reported out of 18 total

6-214 Coquille School General Obligation Bonds (Vote for 1)

Precinct	Ballots Cast	Reg. Voters	Total Votes	Yes	No	Over Votes	Under Votes
Precinct 11	1101	2545	1048	332 31.68%	716 68.32%	0	53
Precinct 12	1084	2892	1043	419 40.17%	624 59.83%	0	41
Total	2185	5437	2091	751 35.92%	1340 64.08%	0	94



I hereby certify the votes recorded on this abstract correctly summarize the tally of votes cast at the election indicated.

Julie Brecke
Julie A Brecke
Coos County Clerk

Certified - Final Official Canvass of Votes

May 21, 2024 Primary Election

All Precincts, All Districts, All Counter Groups, All ScanStations, All Contests, All Boxes

Total Ballots Cast: 18619, Registered Voters: 49482, Overall Turnout: 37.63%

18 precincts reported out of 18 total

6-212 Myrtle Point Health Levy for Ambulance Operations (Vote for 1)

Precinct	Ballots Cast	Reg. Voters	Total Votes	Yes		No		Over Votes	Under Votes
Precinct 13	652	1877	602	348	57.81%	254	42.19%	0	50
Precinct 14	880	2113	809	384	47.47%	425	52.53%	0	71
Total	1532	3990	1411	732	51.88%	679	48.12%	0	121



I hereby certify the votes recorded on this abstract correctly summarize the tally of votes cast at the election indicated.

Julie Brecke
 Julie A Brecke
 Coos County Clerk